



Inter-American Development Bank

Suriname Survey of Living Conditions 2016/17

Methodological Report

Sistemas Integrales, March 2018

Contents

Introduction.....	1
Sample design.....	2
Estimation and sampling errors	8
Survey tools and methods	10
<i>Questionnaire.....</i>	<i>10</i>
<i>Database.....</i>	<i>11</i>
<i>Public use database - Anonymization.....</i>	<i>11</i>
<i>The SSLC approach to household consumption.....</i>	<i>11</i>
<i>Coding of industry and occupation</i>	<i>12</i>
<i>Geocoding and population density data.....</i>	<i>13</i>
Fieldwork organization	14
The Comprehensive Survey Quality Assurance (CSQA) framework.....	15
1. <i>Integration of computer quality controls to fieldwork</i>	<i>15</i>
2. <i>Central monitoring of data quality indicators (DQIs)</i>	<i>16</i>
3. <i>On-site fieldwork supervision through double-blind check-up visits.....</i>	<i>18</i>
Annex 1. Stata syntax for weighted estimates and sampling error estimation	19
Annex 2. SSLC questionnaire.....	20
Annex 3. SSLC codebook	62
Annex 4. SSLC special codes	81

Introduction

The Suriname Survey of Living Conditions (SSLC) 2016/17 is an effort of the Inter-American Development Bank (IDB) with the support of the EnergieBedrijf van Suriname's (state-owned electrical company of Suriname) and the Central Bank of Suriname. It visited about 2,000 households from October 2016 through September 2017 and collected data on the most important dimensions of welfare, which will support evidence-based policy making in areas such as education, health, housing, employment and poverty alleviation. The survey also gathered information on the consumption patterns, income and expenditures of the Surinamese households, intended to update the Consumption Price Index basket and inform the System of National Accounts.

The SSLC was designed by Sistemas Integrales and its fieldwork was carried out by DataFruit, a local survey firm, with the steering and technical direction of Sistemas Integrales. This report describes the main methodological aspects of the survey – the sample design and the pertaining estimation procedures, the topics covered by the questionnaire, and the organization and quality assurance of fieldwork – and presents the structure and contents of the resulting datasets, which will enable many forthcoming analytical activities.

Sample design

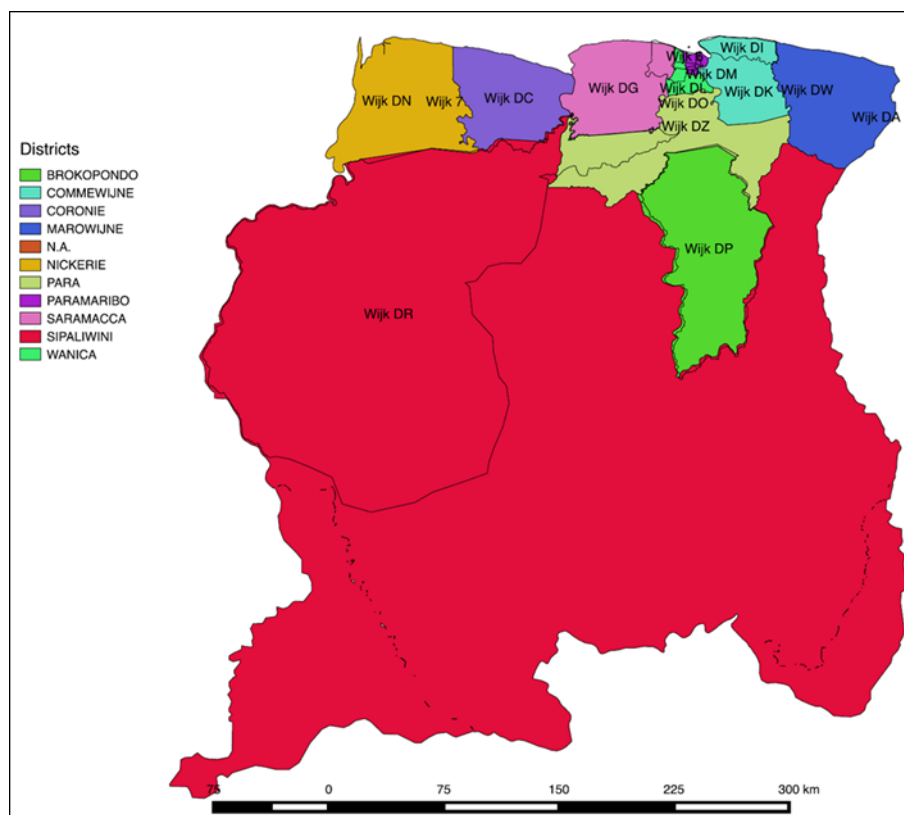
The SSLC target population includes all persons living in households and, following the conventional practice for population surveys, excludes the institutionalized population, i.e. persons living in prisons, nursing homes, long-term or dependent care facilities, long-term mining camps or military camps. According to the 2012 Population and Housing Census, Suriname had a household population of 534,932 persons living in 140,367 households.

The SSLC covers the full Suriname territory and its sample includes 2,033 households and all their members. Since one of SSLC's main objectives is to measure the consumption and expenditure patterns of the Surinamese population, the sample is evenly distributed over 12 months, from October 2016 through September 2017. The overall yearly sample was randomly allocated into 12 smaller monthly samples called replicates and each replicate spreads across the entire country territory and is nationally representative by itself. Thus, the overall SSLC sample is attained through the aggregation of the 12 monthly replicates, achieving not only spatial but also time representativeness and managing to capture consumption seasonality.

Contrary to the usual practice in other Caribbean countries and other regions, the General Bureau of Statistics of Suriname did not grant access to the latest Population Census data at the enumeration area level, which is generally used to inform household sample designs. Nevertheless, the survey benefitted from the support of the EnergieBedrijf van Suriname (EBS).

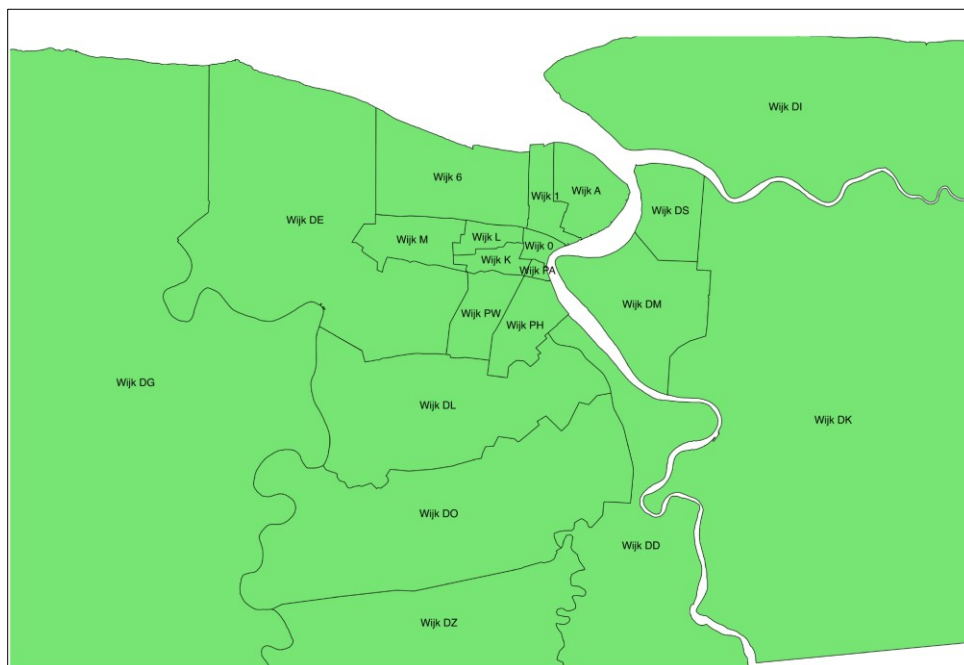
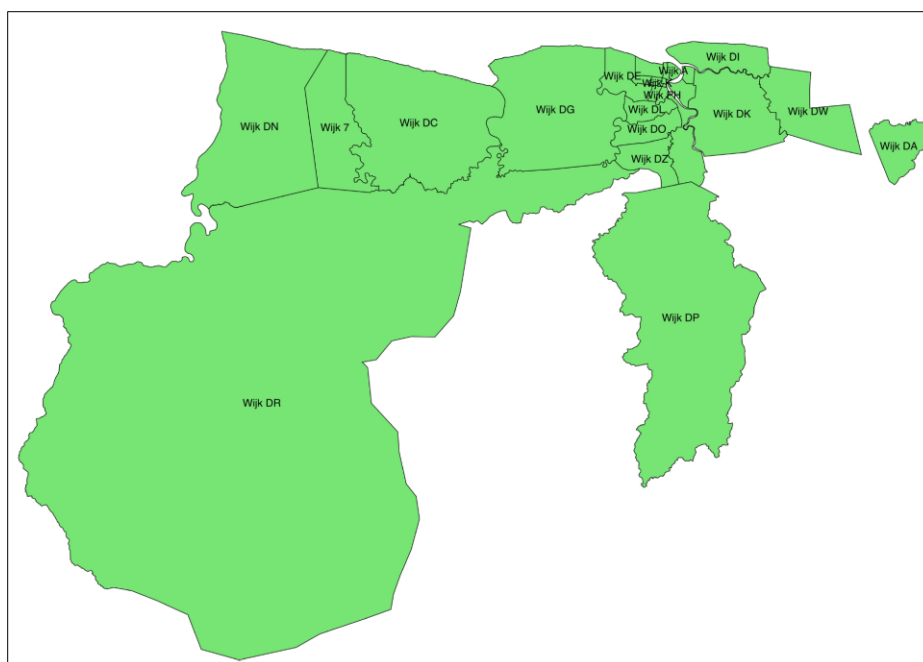
EBS is the only electrical company in Suriname. Its network supplies the largest part of the national territory (all districts, except for a part of Brokopondo and Sipaliwini) and has a full household coverage in those areas. These two facts allowed the SSLC to utilize the EBS customer database as a complete and up-to-date sampling frame at the household level in the EBS-supplied areas. EBS organizes its network in 27 Connection Areas (CAs) that cover the largest part of eight districts (Paramaribo, Wanica, Nickerie, Coronie, Saramacca, Commewijne, Marowijne and Para), as well as the northern part of Brokopondo and a small portion of Sipaliwini (Figure 1).

On the other hand, the areas not covered by the EBS network (the southern half of Brokopondo, the largest part of Sipaliwini, and small portions of a few other districts) are supplied by the Ministry of Natural Resources, which provides the small villages located in these areas with electrical generators and fuel. The Ministry of Natural Resources does not keep record of the households served in these areas, so the only available sampling frame is the list of the villages located therein.

Figure 1. EBS Connection Areas and Suriname districts

Given the survey's analytical objectives and the data available, Suriname population was split in three geographic estimation domains:

1. **Great Paramaribo:** 13 EBS Connection Areas that cover Paramaribo district and its peripheries (Figure 2). It includes Paramaribo's population plus part of the population in contiguous districts (Wanica, Saramacca and Commewijne), who generally commute to Paramaribo on a daily basis. This domain has the largest population and the highest density by far. It may be broken down in two subdomains: *Paramaribo* and *Paramaribo outskirts*.
2. **Rest of the Coastal Region:** the remaining 14 EBS Connection Areas in the coast, i.e. the coast excluding Great Paramaribo (Figure 3).
3. **Interior:** the territory not covered by EBS electrical network and supplied by the Ministry of Natural Resources. Its population gathers in 137 small villages located in most part of Sipaliwini, the southern half of Brokopondo and small portions of other districts. Although it covers a much larger territory than the other two domains, it is the smallest domain in terms of population.

Figure 2. Detailed view of EBS Connection Areas in domain Great Paramaribo**Figure 3. EBS Connection Areas in domains Great Paramaribo and Rest of Coastal Region**

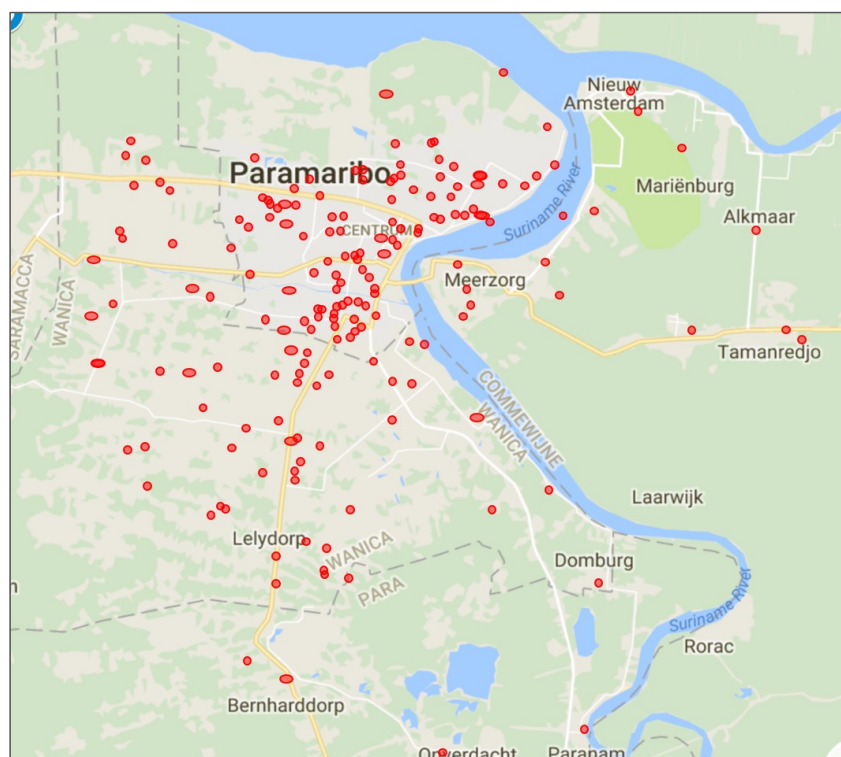
Different sampling strategies were implemented in domains Great Paramaribo and Rest of the Coastal Region on the one hand, and in the Interior on the other hand.

In **domains Paramaribo and Rest of the Coastal Region**, where EBS coverage is complete, the sampling frame was based on the up-to-date EBS customer database. The sample has a two-stage design stratified by EBS Connection Areas. In the first sampling stage streets operated as primary sampling units (PSUs) and a sample of streets was selected in each of the 27 Connection Areas with probability proportional to their size (PPS), using the number of households in each street as measure of size. Overall, 169 PSUs were selected in domain Great Paramaribo and 47 in domain Rest of the Coastal Region. In the second sampling stage, a systematic random sample of 12 households was drawn within each selected PSU, out of the EBS customer database.

In line with the high concentration of Suriname population in Paramaribo and its outskirts, the largest part of the SSLC sample is located in domain Great Paramaribo. Figure 4 shows the geographical distribution of SSLC sample PSUs across the country (including PSUs in domain Interior), whereas Figure 5 zooms in the sample PSUs selected in Great Paramaribo.

Figure 4. SSLC sample PSUs (overall sample)



Figure 5. SSLC sample PSUs in domain Great Paramaribo

Domain Interior presents a different scenario since it overlaps with the country region that is not covered by EBS network and there is therefore no available sampling frame at the household level. The sample in this domain has also a two-stage design. In the first stage the villages operated as PSUs and a sample of 19 villages was selected with PPS out of a list of villages provided by the Ministry of Natural Resources, using the village total population as a measure of size¹. At that point, a household listing operation was conducted in each selected village and a systematic random sample of 12 households was then drawn in each of them². Table 1 contains the list of sample villages in domain Interior, the corresponding district, the corresponding tribe and the quarter when the village was surveyed.

¹ Since the total Census population for each village are not publicly delivered by the General Bureau of Statistics of Suriname, these data were provided by the Ministry of Natural Resources.

² 2 clusters of 12 villages each were selected in Gujaba due to its population size significantly larger than the rest of the villages in the sample.

Table 1. Lis of sample PSUs (villages) in domain Interior.

Village	District	Tribe	Quarter
Stoelmanseiland	Sipaliwini	Aucaner	1
Kajapatie	Sipaliwini	Saramakka	1
Gakaba	Sipaliwini	Aucaner	1
Malobi	Sipaliwini	Saramakka	1
Kampoe	Sipaliwini	Saramakka	1
Gujaba	Sipaliwini	Saramakka	2
Abenaston	Sipaliwini	Saramakka	2
Pokigron	Sipaliwini	Saramakka	2
Bendekwaai	Sipaliwini	Saramakka	2
Pikien Saron	Para	Caraib	2
Akoloi kondre	Marowijne	Aucaner	3
Nason	Sipaliwini	Paramaka	3
Wanhatti	Marowijne	Aucaner	3
Moengotapoe	Marowijne	Aucaner	3
Commissaris kondre	Brokopondo	Matawai	3
Dan Gogo	Sipaliwini	Saramakka	4
Pamboko	Sipaliwini	Saramakka	4
Gujaba	Sipaliwini	Saramakka	4
Godo-olo	Sipaliwini	Aucaner	4
Pikinkondre	Sipaliwini	Saramakka	4

Estimation and sampling errors

The SSLC sample design permits to obtain estimates at the national level, for each of the three geographic domains (Great Paramaribo, Rest of the Coastal Region and the Interior) and for the two subdomains within Great Paramaribo (Paramaribo and Paramaribo Outskirts). The SSLC does not provide reliable estimates neither at the district level nor at the EBS Connection Area level.

Base weights were computed to account for the unequal inclusion probabilities, in accordance with the SSLC sample design. Once fieldwork was finalized, the base weights were adjusted for nonresponse³ to generate the final weights included in the SSLC data files.

When estimating sampling errors (expressed in the sampling variances, standard errors, coefficients of variation and confidence intervals) for statistics such as means, proportions and ratios as well as linear and non-linear regression parameters, all SSLC complex sample design features (stratification, clustering, weighting due to unequal inclusion probabilities and nonresponse adjustments) need to be accounted for. If the complex sample design is not accounted for, standard statistical software will assume that the sample is a simple random sample (SRS), which would result in biased estimates and unrealistically low sampling variances. Hence, standard errors would be understated, confidence intervals would be narrower than expected and test statistics would be biased.

The two most usual approaches to estimating sampling errors for complex sample data are through 1) the Taylor Series Linearization (TSL) of the estimator and the corresponding approximation to its variance, or through 2) the use of resampling variance estimation techniques such as balanced repeated replication (BRR), jackknife repeated replication (JRR) and bootstrap. Stata and other statistical software packages use the TSL method as the default for estimating sampling errors for complex sample data. Annex 1 indicates the Stata syntax that should be used when analyzing SSLC data to account for its sample design features and weighting.

As an example, Table 2 presents the estimates, standard errors, 95% confidence intervals and coefficients of variation for a set of SSLC selected indicators at the national level⁴.

³ The total unweighted nonresponse rate (Refusals, No contacts and Other Reasons for eligible cases) was 24.3%, which is lower than the average of similar surveys of living conditions and household budget in Latin America and the Caribbean.

⁴ Due to the different sample sizes in each domain, estimates at the national level and in domain Great Paramaribo are more precise (i.e. have a lower sampling error) than in domains Rest of the Coastal Region and Interior.

Table 2. SSLC 2016/17. Estimates and sampling errors for selected indicators.

Indicator	Estimate	Standard error	95% confidence interval	Coefficient of variation (%)
Means				
Monthly food household expenditure (nominal SRD)	1370.9	36.34	(1299.3 , 1442.5)	2.7
Monthly non-food household expenditure (nominal SRD)	1453.1	76.26	(1302.9 , 1603.4)	5.2
Monthly net income from main job - Employees (nominal SRD)	1855.2	48.61	(1759.4 , 1950.9)	2.6
Proportions				
Individuals with at least one medical checkup per year	0.6434	0.0115	(0.6205 , 0.6657)	1.8
Individuals 30 years old and above with diabetes (claimed)	0.1401	0.0066	(0.1276 , 0.1535)	4.7
Households with at least one former member living abroad	0.1096	0.0079	(0.0949 , 0.1262)	7.2
Ratios				
Employment-to-population ratio (%)	51.16	0.76	(49.66 , 52.65)	1.5
Unemployment rate (%)	7.92	0.64	(6.75 , 9.28)	8.1

Survey tools and methods

The core objective of the SSLC is to report the living conditions of the Surinamese population with a focus on consumption and expenditures. The survey also captures information about personal income (through wage earning or self-employment) and includes modules on immigration, health, education, government social safety net programs, early childhood development, crime, employment, housing and emigration. In addition, the survey also includes an anthropometric module given the concern for assessing the nutritional status of children.

Data on emigrants are obtained indirectly through the interviewed respondents and refer to those individuals who used to reside in the surveyed households but have been living abroad for over 6 months at the time of the interview⁵.

Questionnaire

The SSLC 2016/17 questionnaire is divided into 16 modules, some of which are further subdivided into *parts* as follows:

- Module 0: Cover page
- Module 1: Basic Demographics of household members
- Module 2: Migration
- Module 3: Education
- Module 4: Government social safety net programs
- Module 5: Health
- Module 6: Pregnancy, healthcare and Fertility
- Module 7: Children⁶
 - *Part A: Childcare, early development, etc.*
 - *Part B: Anthropometrics*
- Module 8: Crime and personal safety
- Module 9: Employment
- Module 10: Income and Financial inclusion
- Module 11: Personal expenses in the past 7 days
- Module 12: Agriculture and Animal Breeding
 - *Part A: Landholding*
 - *Part B: Agriculture*
 - *Part C: Livestock and poultry*
 - *Part D: Crops and animal by-products*
 - *Part E: Fishing*
 - *Part F: Expenses on agricultural inputs*
 - *Part G: Agricultural assets*

⁵ The SSLC data on emigrants should be interpreted with caution since they only refer to those emigrants who used to live in a household that still exists in Suriname, i.e. the SSLC does not capture any data about those emigrants that moved out of the country along with their entire household.

⁶ Part 7A was recorded directly by the interviewers on the questionnaire. Part 7B was completed by the survey supervisors, who re-visited the households shortly thereafter to measure and weigh children with standard UNICEF tools and methods.

- Module 13: Housing
- Module 14: Household consumption and expenses
 - *Part A: Consumption of food and beverages in the past 7 days*
 - *Part B: Non-food expenses in the past 30 days*
 - *Part C: Expenses on clothing and footwear in the past 3 months*
 - *Part D: Non-food expenses in the past 12 months*
- Module 15: Emigration
- Module 16: Household energy consumption

The SSLC 2016/17 questionnaire is reproduced in full in *Annex 2*.

Database

The SSLC database is organized in 11 files, depending on the nature of the statistical units observed. With few exceptions, all of the data recorded in a specific questionnaire part are stored in only one of these files, as shown below:

File	Statistical unit	Questionnaire Modules and Parts
RT001	Household	Cover, 12A, 13
RT002	Individual (present household member)	2, 3, 4, 5, 6, 7A, 7B, 8, 9, 10
RT003	Former household member	15
RT121	Crop	12B
RT122	Animal species	12C
RT123	Agricultural by-product	12D
RT124	Fish species	12E
RT125	Agricultural input	12F
RT126	Agricultural asset	12G
RT140	Food item	14A
RT141	Non-food item	14B, 14C, 14D

The SSLC codebook, with the characteristics of all variables in the database is included as *Annex 3*.

Public use database - Anonymization

Each of the SSLC data files has two versions: a “Restricted” version, that contains all the variables reported on the questionnaire, as well as the weights and sample design variables required for the analyses; and a “Public” version, from which certain variables (such as the respondent names, addresses, phone numbers and household geocodes) have been excluded to guarantee statistical confidentiality.

The SSLC approach to household consumption

Household consumption is reported in Modules 11 and 14. Module 11 asks individual members about their personal expenses out of the home (e.g. meals bought and consumed away from home, bus and taxi fares, gasoline, cell phone top-ups, etc.), whereas Module 14 asks designated respondents about the consumption of the household as a whole (e.g. meals at home, laundry bleach, bottled gas, purchase of furniture, etc.).

Module 14 is divided into three parts. Part 14A reports food consumption and parts 14B, 14C and 14D report non-food expenditures over the past 30 days, the past 3 months and the past 12 months respectively.

The food consumption part first identifies the food items that were actually consumed (i.e. eaten or drank) at home during the past 7 days. Then, depending on whether the item is ever purchased or not:

- For the *items that are usually purchased*, the frequency with which the household buys it is reported, as well as the quantity purchased and the amount spent in the last purchase.
- For the *items that are never purchased*, the sources of acquisition (e.g. self-production, gifts, government transfers, etc.) and the quantity generally consumed per week are reported.

In the case of the *purchased food* this questioning scheme differs from the one generally used by most surveys when reporting food consumption by recall. The SSLC anchors the estimation of food purchased to a specific factual event (the last purchase) rather than use the loosely defined notion of “consumption in a given reference period” (typically the past week), like most surveys do. This approach proved quite successful in practice.

It is worth highlighting that, in the case of the purchased food items, the estimation of yearly food consumption and expenditures needs to be done carefully since the annualization factor to be used should be specific to each item, depending on the particular frequency with which the household buys that item. To simplify the analysis, an annualization coefficient has already been computed for every recorded food item and is included in file RT140 as variable `anncoeff`. This coefficient brings the quantities consumed (for purchased and non-purchased food items) and the amounts spent (for purchased items) to a standardized annual estimate.

Non-food transactions from parts 14B, 14C and 14D are all recorded in the database file RT141, also with an annualization coefficient `anncoeff`.

Education expenses and most of health expenses are specifically addressed in Modules 3 and 5 respectively (at the individual level) and recorded in file RT002.

Coding of industry and occupation

Most of the categorical questions in the SSLC questionnaire are pre-coded. The only exceptions are the codes of activities and occupations in both Module 9 (Employment) and Module 15 (Emigration).

The coding of industrial activities and occupations is generally considered a very specialized task that requires years of experience and cannot be entrusted to survey fieldworkers. In fact, the ILO 4-digit standard classifications of industry (ISIC) and occupation (ISCO) have hundreds of categories, and their interpretation is far from trivial. For this reason, statistical agencies generally ask the interviewers to simply write down detailed descriptions in the questionnaire, to have a professional coder provide the codes in the office at a later stage. Unfortunately, this can have an impact on the timeliness of the survey data.

The SSLC interviewers were asked to write down detailed descriptions on the questionnaire, as interviewers in other surveys do; and to enter the descriptions themselves in their own computers, to

make them available to both coders and analysts immediately⁷ in the survey datasets. They were also asked to make an effort to actually provide a code, if they could find it in the ISIC and ISCO tables included in the SSLC data entry program, with the help of a built-in phonetic search engine.

The SSLC datasets thus already contain preliminary versions of these codes, along with the detailed textual descriptions needed to generate enhanced versions in the future. The corresponding variables can be found next to each other in the datasets.

Geocoding and population density data

The SSLC recorded the geocodes (latitude and longitude) of every interviewed household. These data are included in the Restricted version of file RT001. However, due to confidentiality reasons, the Public version of file RT001 contains only the geocodes corresponding to the centroid of the PSU where the sample household is located (variables `lat_cen` and `long_cen`). These data will be of great use for spatial statistical analysis.

The geocodes of each PSU centroid were also used to obtain an estimate of the population density in the PSU area. Given that the General Bureau of Statistics of Suriname denied access to the census data at the enumeration area level, the SSLC resorted to the LandScan Database⁸, a worldwide population database developed by the US Department of Energy and the US Department of Defense. The population density figures contained in variable `density` in file RT001 are based on this external source.

⁷ And also, more reliably, since they won't need to interpret the interviewers' handwriting.

⁸ In the LandScan database worldwide population data is presented in an ESRI compatible raster format of 30 by 30 arc seconds (0.00833 decimal degrees) and is output in a geographic coordinate system with longitude and latitude as x and y map units, and with World Geodetic System (WGS) 1984 as map datum. The values of the cells are population counts representing a 24-hour average, or ambient, population distribution. The LandScan database is available free for US Government agencies. All others do also have access to the data but have to pay for it. The SSLC accessed the LandScan database for Suriname, composed of 14,714 cells (or cell parts), as well as the shape files for all 10 districts and 64 resorts. LandScan is the finest resolution global population distribution data available. The LandScan algorithm uses spatial data and imagery analysis technologies and a multi-variable dasymetric modelling approach to disaggregate census counts within an administrative boundary. Much of the spatial data and imagery processed in the LandScan model is provided by the National Geospatial-Intelligence Agency (NGA). Ancillary information comes from the Census Bureau, US Department of Agriculture and NASA. Data used in the determination of population per grid cell include (i) census and city population information, (ii) various global vector data sets such as VMAP, (iii) digital terrain models, (iv) land cover data resulting from Landsat TM and other sources, (v) various high-resolution earth observation satellite imagery such as IKONOS, QuickBird, etc.

Fieldwork organization

The survey was fielded by one manager, four supervisors and thirteen interviewers. Each interviewer was responsible for visiting 18 PSUs on average with 12 sample households each, over the 12 months of data collection. Each interviewer spent one fortnight⁹ in each of the assigned PSUs.

Interviewing. A key feature of SSLC's fieldwork is that households had to be visited on several occasions, due to three different reasons:

- the questionnaire is very comprehensive and includes a large number of modules and questions, which makes it unlikely to be applied in one single sitting without affecting data quality;
- given the specificity of some of the individual survey topics, no proxy respondents were permitted, i.e. each member was asked to answer personally the questions related to his/her individual status. Children (defined as persons below 15 years of age) were an exception and an adult in charge was asked to respond on his/her behalf;
- not every topic related to the household may be known to the same extent and with the same accuracy by every household member. Hence, some members may be more suitable to answer about particular topics than others. For instance, the spouse may be a very appropriate respondent about food consumption, but the head of household may be fitter to respond about non-food expenditures and about emigrated former household members.

As a result, interviewers usually had to make separate appointments with different household members on different days and times to collect all the data required in the questionnaire.

Supervisors. Each supervisor was in charge of overseeing the interviewers in his team and taking the anthropometric measures of children 5 years of age and younger. Usually, supervisors' allocation is fixed, with one supervisor assigned to a particular interviewer across the whole survey. In the case of Suriname this allocation shifted over time, which helped to ensure fieldwork quality.

⁹ Each month was divided into two fortnights. The first fortnight went from the 1st to the 15th and the second from the 16th to the last day of the month.

The Comprehensive Survey Quality Assurance (CSQA) framework

All the data collected by the SSLC was subject to the Comprehensive Survey Quality Assurance process, which is built on three successive and linked stages: integration of computer quality controls to fieldwork, central monitoring of data quality indicators and on-site fieldwork supervision through double-blind check-up visits.

1. Integration of computer quality controls to fieldwork

Integration of computer-based quality controls to fieldwork has proven key to the success of complex surveys for over 30 years. In the SSLC this did not imply the elimination of paper questionnaires nor the implementation of computer assisted paperless interviewing (CAPI) techniques (see footnote 10). Rather, data were collected on paper questionnaires and were immediately entered by the interviewers themselves using laptops and a data entry program with a set of built-in consistency checks whose purpose is to alert the interviewer of possible mistakes while typing or while recording responses on the questionnaire. Thus, the quality of the data could be checked by the program while the interviewers were still in the field and the identified inconsistencies could be solved by direct verification with the households, which was facilitated by the scheme of multiple visits. Finally, once checked, the data entered in the field was automatically transferred to the survey central team via the internet. Data were subjected to five kinds of checks by the program while being entered: range checks, skip checks, consistency checks, checks against reference data and typographic checks:

- *Range checks* are intended to ensure that every variable in the survey contains only data within a limited domain of valid values. Categorical variables should take on only defined values. For example, for the variable “q13.01 Type of dwelling” the only acceptable codes should be “1” to “5”. Any other value is flagged as an error. Chronological variables should contain valid dates and numeric variables are verified to lie within prescribed minimum and maximum values. It is generally convenient to detect and correct range errors at the time of data entry because range errors are often generated while typing rather than at the time of the interview. If the error is merely typographical, the interviewers who enters the data can correct it immediately. However, the data entry program allows the operator to enter an out-of-range value if it correctly reflects what has been observed and was not due to a typographical error. In that case, a written error report is generated so that the supervisor and interviewer can verify the value in a re-visit to the household.

In modules 14B, 14C and 14D (non-food expenditures) range checks are specific to each item (e.g., the range of acceptable values for bottled gas is different from that of cigarettes). In Module 14A the data entry program also controls the consistency between amounts and quantities against a table of implicit unit prices.

- *Skip checks* verify whether the interviewer correctly followed the instructions in the questionnaire to skip certain questions depending on the characteristics of the respondent. For example, a simple check verifies that questions to be asked only to schoolchildren are not recorded for a child who answered “No” to an initial question on current school enrolment. A more complicated check verifies that the right modules of the questionnaire have been filled in for each respondent. Depending on his or her age and gender, each member of the household is supposed to answer (or skip) specific sections of the questionnaire. For instance, children less than 15 years of age should be asked about health, but not about employment.

- *Consistency checks* verify that values from one question are consistent with values from another question. A simple check occurs when both values are from the same statistical unit, for example the date of birth and age of a given individual. Furthermore, more complicated consistency checks involve comparing information from two or more different observation units. For instance, in order to check the demographic consistency of the household, consistency between the ages and genders of all household members is checked with a view to kinship relationships. Hence, parents should be at least (say) 15 years older than their children, etc.
- *Checks against reference tables.* In order to check the consistency of anthropometric data the recorded values for height, weight and age are checked against the World Health Organization's standard reference tables. Any value for the standard indicators (height-for-age, weight-for-age and weight-for-height) that falls beyond three standard deviations from the norm is flagged as a *possible* error so that the measurement can be repeated.
- *Typographic errors* in the inputting of monetary amounts are checked against page and column control totals in many of the modules – especially in modules 11, 12 and 14.¹⁰

2. Central monitoring of data quality indicators (DQIs)

Central monitoring of data quality indicators was implemented on a continuous basis by the survey central team at headquarters over the data received from the field. On top of the computer quality checks, which focus on each specific interview, it is also necessary to monitor the overall work being done by all the interviewers together. To this purpose, the whole package of information received from the field was processed centrally and the quality of the work being done was permanently assessed by comparing the data from all the interviewers¹¹. The survey central team continuously analyzed a set of over 30 quality indicators on an interviewer basis and decided whether special supervision was needed on any particular interviewer whose work appeared to be inadequate, or whether new and more precise instructions should be issued. Thus, the monitoring of the indicators provided early warnings and the necessary corrective actions could be carried out promptly. As an example, three indicators and their trend over the 24 fortnights are described below:

- *Average number of persons 15+ per household who ever took vocational or technical training (overall and by interviewer).* Some interviewers may undercount the number of persons who received vocational training in order to reduce their work burden, since every person who received such training should be asked a set of specific questions that should be skipped for those who did not receive it. In some surveys this behavior usually tends to intensify as fieldwork unfolds and, hence,

¹⁰ The control of typographic errors is fundamental in surveys that report amounts, and the main reason for **not** resorting to paperless interviewing (CAPI) techniques in the case of the SSLC. Decades of experience with similar surveys have shown that, in the absence of such checks, the incidence of those errors becomes unacceptable. The SSLC reports hundreds of monetary amounts for each household, and dozens of them would have been wrong. Checking the inputted amounts against control totals is a very effective way of detecting and correcting typographic errors, but this can only be done if the figures (and the control totals) are first recorded on paper, and then entered. CAPI techniques may be valuable for other kinds of surveys, but not yet for living standards or household budget surveys.

¹¹ The comparison among interviewers was facilitated by the random allocation of PSUs among interviewers each fortnight and the location of the surveyed PSUs (urban or rural) was accounted for when assessing the interviewer's performance.

the recorded number of persons with vocational training may decrease over time. The SSLC monitored this indicator to avoid such behavior, which would have a direct impact on the related estimates. The following chart displays the evolution of the average number of persons aged 15 years or more per household who ever received vocational or technical training, by interviewer and fortnight.

SSLC 2016/17. AVERAGE NUMBER OF PERSONS 15+ PER HOUSEHOLD WHO EVER TOOK VOCATIONAL OR THECNICAL TRAINING, BY INTERVIEWER AND FORTNIGHT.

Average of n	1	2	3	4	5	6	7	8	9	10	11	12	13	14	15	16	17	18	19	20	21	22	23	24	Total
Jonathan	0.88	0.90	0.63	0.13		0.50	0.75	0.33	0.83	0.78	0.42	0.00	0.00	1.00	0.33		0.67	0.75	1.63	1.00	0.58	0.55	0.70		0.65
Zuleica	1.00	0.45	1.18	0.27		1.60	0.60	1.00	1.50	0.83	0.40	1.20	0.20												0.76
Rogier	0.11		0.13	0.06	0.21	0.45	0.67	0.71	0.27	0.33	0.50	0.46	0.58	1.17	0.75	0.92	0.33	0.14	1.50	0.20	0.27	0.83	0.45	0.50	0.45
Eunice	0.75	0.67	0.13	0.42	0.44		0.44	0.29	0.45	0.50	0.75	0.33	0.36	0.38	0.50	0.83	0.80	0.50	0.42	0.20	1.00	0.00	0.71	1.00	0.51
Reggy	0.11	1.17	0.55	0.25	1.07	0.45	0.50	0.23	0.33		0.75	1.40	0.47	0.50	0.57	0.00	0.33	0.43	0.50	0.14	0.30	0.10	1.17	0.00	0.48
Cheranie	0.36	0.70	0.40	0.33	0.33	0.60		0.36	0.00	0.17	0.67	1.40	0.36	0.80	0.82	0.85	1.33	0.80	0.75	1.00	0.67	1.33	1.10	1.36	0.73
Mitchell	0.33	0.45	0.33	0.14	0.71	0.73	1.40		0.20			0.43	0.23	0.64	0.63	0.88	0.00	0.17	1.25	0.00	0.18	1.10	0.08	0.15	0.43
Sharda		0.10	0.60	0.67	0.54	0.00	0.30	0.25	0.86	0.44	0.92	0.60	0.63	0.44	0.33	0.00	0.50		0.75	0.67	1.18	0.33	0.50	0.75	0.52
Siska		0.40	1.00	0.17	0.55	0.57	1.33	2.00	1.00	0.43	0.40	0.00	0.73	0.67	0.17	0.67	0.62	1.33	0.14	0.73	0.27	0.50	0.75	0.25	0.55
Monique			0.09				1.00		0.36			1.00													0.35
Migil			0.56	1.00	1.25	1.44	0.67	0.67	0.27	0.56	0.60	1.60	0.92	0.43			0.56	0.38	0.50	1.25	0.38				0.75
Ajai																	0.00	0.17	0.25	0.00	0.33	0.25			0.17
Romana																	0.60	1.00	0.58	0.67	0.42	0.36	0.33	0.36	0.47
Total	0.51	0.62	0.57	0.26	0.62	0.54	0.89	0.46	0.48	0.51	0.64	0.64	0.52	0.65	0.46	0.53	0.51	0.51	0.65	0.50	0.48	0.61	0.63	0.48	0.54

- *Average number of transactions per household recorded in the Consumption and Expenses module (overall and by interviewer).* Some interviewers may undercount the expenditures on food and non-food items in order to reduce the work burden when asking about the quantity purchased and the amount spent for each product. In other surveys this behavior also tends to strengthen as fieldwork moves forward and the number of recorded transactions tend to decrease over time. The following two charts show the evolution of the household average number of food and non-food items recorded by the SSLC.

SSLC 2016/17. AVERAGE NUMBER OF FOOD ITEMS CONSUMED PER HOUSEHOLD, BY INTERVIEWER AND FORTNIGHT

Average of it	1	2	3	4	5	6	7	8	9	10	11	12	13	14	15	16	17	18	19	20	21	22	23	24	Total	
Jonathan	38.50	33.70	25.69	19.00		37.67	35.50	20.50	32.00	34.00	27.67	29.00	21.25	40.83	28.50		36.00	37.50	42.00	24.29	21.33	34.00	32.00		30.54	
Zuleica	35.00	32.00	28.64	19.27		46.00	29.60	37.63	40.25	36.00	40.00	40.20	27.40												32.04	
Rogier	32.78		34.25	15.76	23.57	35.36	38.42	36.29	26.67	27.83	30.00	37.57	38.75	36.33	31.75	33.67	25.67	31.14	41.00	33.73	21.09	32.75	29.91	30.33	30.75	
Eunice	19.67	30.58	13.50	28.33	27.78		35.78	31.14	27.82	31.38	25.75	26.33	32.45	30.62	21.42	37.67	35.00	29.25	28.25	28.00	32.50	20.00	24.71	31.00	28.15	
Reggy	27.30	28.83	27.27	22.38	30.67	33.91	49.50	31.23	35.67		33.25	35.60	31.76	42.08	31.43	33.83	18.89	35.43	31.00	17.43	24.80	32.40	31.17	34.73	30.72	
Cheranie	31.36	50.90	43.80	31.67	33.67	33.70		35.82	35.00	33.33	47.08	39.40	37.45	50.40	39.45	41.77	42.67	42.00	32.25	47.25	41.67	43.56	44.50	45.55	40.10	
Mitchell	22.00	21.82	22.00	13.86	23.71	22.55	34.80		24.27			39.57	25.23	32.36	35.13	33.06	23.78	28.67	26.50	17.50	15.08	30.30	27.62	30.08	25.87	
Sharda		26.00	37.00	41.83	30.23	36.83	38.10	48.25	32.14	33.78	35.17	23.80	39.88	37.56	38.67	21.86	40.33		36.88	39.25	32.82	36.42	37.75	41.75	35.52	
Siska		32.10	33.00	23.00	27.45	30.43	27.67	34.00	29.00	34.14	25.30	21.25	32.18	27.67	29.22	33.33	33.38	37.83	33.43	33.55	32.27	30.83	41.25	24.17	30.70	
Monique				6.09			32.00		17.36			43.00													15.27	
Migil				24.00	29.67	33.13	30.22	21.67	27.67	29.82	31.11	27.40	27.40	29.92	32.43		21.33	22.38	33.63	24.63	24.13				27.80	
Ajai																	15.00	31.92	33.33	37.92	37.25	34.08			31.58	
Romana																	25.09	37.33	28.75	32.67	32.75	43.09	31.58	27.92	30.55	31.78
Total	28.76	31.77	27.95	21.29	27.95	33.16	36.05	31.70	28.47	33.26	32.82	34.22	32.50	34.74	31.85	31.15	30.41	32.26	34.23	30.95	29.08	33.82	31.94	33.69	31.16	

SSLC 2016/17. AVERAGE NUMBER OF NON-FOOD ITEMS PURCHASED PER HOUSEHOLD, BY INTERVIEWER AND FORTNIGHT

Average of ite	1	2	3	4	5	6	7	8	9	10	11	12	13	14	15	16	17	18	19	20	21	22	23	24	Total	
Jonathan	18.88	21.30	20.13	11.38		19.08	20.00	12.17	18.17	20.78	15.67	10.00	15.88	26.33	22.33		26.50	34.25	30.63	19.43	14.50	23.45	19.30		19.85	
Zuleica	26.90	17.64	25.09	14.09			21.40	15.80	29.00	23.88	25.83	29.60	22.20	22.60											22.01	
Rogier	16.00		18.75	8.18	11.21	13.73	16.83	13.29	7.07	16.17	13.25	19.50	17.58	18.67	14.75	19.33	13.33	16.14	17.75	13.73	9.36	15.00	13.09	20.00	14.47	
Eunice	19.00	18.25	10.88	18.75	18.56		19.67	14.71	12.64	16.13	8.50	11.67	18.00	16.69	11.83	22.50	20.60	14.67	13.00	11.80	21.63	6.00	16.00	11.00	15.90	
Reggy	16.90	30.50	15.82	16.00	20.00	21.73	37.50	20.46	24.50		14.00	23.70	20.94	24.42	16.14	12.56	12.11	17.57	22.25	5.21	9.20	16.10	14.33	17.55	18.01	
Cheranie	17.09	28.10	23.40	20.00	10.00	13.30		18.36	6.50	19.92	28.08	23.40	21.18	15.80	12.82	24.54	26.67	23.60	19.00	24.92	25.44	27.11	20.50	25.09	21.44	
Mitchell	13.50	16.00	10.11	7.71	11.00	15.73	28.20		10.07			28.71	13.15	16.64	19.38	19.81	20.33	12.33	9.75	6.17	3.92	18.40	11.54	16.54	14.30	
Sharda		10.40	18.20	19.17	16.08	20.25	25.40	28.00	22.86	18.11	20.92	16.00	28.38	19.00	18.75	16.14	35.50		22.00	22.08	22.64	20.33	14.25	34.50	21.18	
Siska		19.10	20.50	11.83	13.09	13.57	9.33	28.00	19.00	15.14	21.00	11.75	23.82	17.11	17.94	23.50	20.08	25.67	17.29	21.64	18.27	21.00	20.75	12.67	18.35	
Monique				3.64				17.67	13.00			15.00													9.65	
Migil				8.22	9.50	8.63	11.00	15.17	17.67	12.55	14.22	9.20	9.20	14.75	13.57		7.89	11.00	16.25	19.63	21.13				12.89	
Ajai																	9.58	22.92	26.50	29.00	28.58	24.00			23.43	
Romana																	18.09	27.83	17.67	28.67	27.25	24.91	24.33	18.67	25.45	22.90
Total	18.21	20.28	18.11	12.60	14.63	16.24	19.14	17.62	15.74	17.66	18.78	20.47	19.23	18.83	16.32	18.40	20.23	19.42	20.60	18.14	17.38	20.42	16.14	21.46	18.06	

3. On-site fieldwork supervision through double-blind check-up visits

On-site fieldwork supervision via check-up interviews is an essential duty of the supervisors that can be neither fulfilled by a computer nor through the visual scrutiny of the questionnaire. It consists in verifying that interviewers have applied the different modules to the adequate respondents and that they have recorded the answers properly. This was achieved by having the supervisors re-visit a subsample of the interviewed households and re-asking some of the questions. The households to be re-visited were randomly selected, with a focus on certain interviewers based on the results obtained from the central monitoring of the quality indicators. Thus, this procedure helped maintain high standards among the interviewers and flag any unsatisfactory performance. A preference was given to those questions that had greater incentives to be answered in a particular way. For example, the interviewer may record an answer deliberately wrong in order to skip other questions and thus shorten the interview. This is the case of questions like the one that asks whether there are any former household members who have been living abroad for six months or longer; if the recorded answer is “Yes” then a whole set of questions will have to be asked about these former household members, but if the recorded answer is “No”, those questions should be skipped. Thus, this kind of questions may produce incentives that can lead the interviewer to record a different answer from the one actually given by the respondent.

Finally, the annexes that follow present a guide to the computation of estimates and sampling errors, the SSLC questionnaire, a codebook with the structure and contents of the SSLC datasets and the list of special codes used by the survey.

Annex 1

Stata syntax for weighted estimates and sampling error computation

This annex provides a set of examples of the STATA syntax for computing estimates and the corresponding sampling errors, which account for the full SSLC complex sample features (stratification, clustering and weighting due to differential inclusion probabilities and nonresponse adjustments). For more details, data users are referred to the online STATA manual for the svy command (<http://www.stata.com/manuals14/svy.pdf>).

To specify the BSLC sample design features in any of the dataset files, use the command:

```
svyset psu [pweight=weight], strata (stratum) fpc(psus_N)
```

To estimate the overall mean age of household members in dataset file RT002, use the command:

```
svy: mean q1_04
```

To estimate the overall mean age by gender, use the command:

```
svy: mean q1_04, over(q1_03)
```

To estimate the mean age of household heads, use the command:

```
svy, subpop (if q1_02==1): mean q1_04
```

To estimate the frequency distribution of marital status, use the command:

```
svy: tab q1_09, se ci
```

To estimate the frequency distribution of marital status by gender, use the command:

```
svy: tab q1_09 q1_03, col se ci
```

To estimate the frequency distribution of marital status of household heads, use the command:

```
svy, subpop (if q1_02==1): tab q1_09, se ci
```

To estimate the regression coefficients of a continuous variable y on two continuous variables x_1 and x_2 , use the command:

```
svy: regress y x1 x2
```

To estimate the regression coefficients of a continuous variable y on two continuous variables x_1 and x_2 and two categorical variables x_3 and x_4 , use the command:

```
xi: svy: regress y x1 x2 i.x3 i.x4
```

To estimate the Gini coefficient of variable y , install the `svylorenz` Stata command and use the syntax:

```
svylorenz y, ngp(5)
```

Annex 2

SSLC questionnaire

This annex presents all pages of the SSLC questionnaire, reproduced at approximately 60 percent of their actual size, with the answer fields in yellow.

Cover page



Country Assessment of Living Conditions
Suriname Survey of Living Conditions 2016

Identification

Fortnight	Cluster	Household number	Extra
0	0	0	0

For multiple households, report whether this household shares the dwelling with another household, shares the address but not the dwelling with another household.

Location

District	Resort	Latitude (North)	Longitude (West)
		0 1 2	0 1 2

Household address:

Household result

Visit	Date (DD/MM/YYYY)	Time started (HH/MM)	Time finished (HH/MM)	Result
1				
2				
3				
4				
5				
6				
7				
FINAL RESULT				

Result codes: 1= Fully completed; 2= Partially completed; 3= Temporarily absent; 4= Refusal;

5= Vacant dwelling; 6= Secondary residence; 7= Not a dwelling; 8= Not interviewed for other reasons (state reason in Obs.)

Individual nonresponse (if a member could not be interviewed, write his/her ID code below and clearly state the reason in Obs.)

Enumerator N°	
Supervisor N°	
Coder N°	

OF DK

Observations

Visit 1	
Visit 2	
Visit 3	
Visit 4	
Visit 5	
Visit 6	
Visit 7	

Module 1 – Basic demographics of household members**Module 1: Basis Demographics of household members**

All households members

ID code	1.01 Full names of household members			1.02 Relation to the household head	1.03 Sex	1.04 Age	1.05 What is your date of birth?			1.06 Check <input checked="" type="checkbox"/> the person who responded this Module
	1.01a Maiden name	1.01b Last name	1.01c First name	Head 1 Spouse/ partner 2 Child of head/ child of spouse 3 Son/ daughter in law 4 Grandchild 5 Parent/ parent in law 6 Brother/ sister 7 Other relative 8 Domestic servant/ maid 9 Other non relative 10	Male 1 Female 2	Completed years	Day	Month	Year	
01										
02										
03										
04										
05										
06										
07										
08										
09										
10										
11										
12										

The modules addressed to individual respondents are organized in grids with 12 rows – one for each household member. The first of these pages (the roster of all household members) is shown above in full. In the pages that follow only the first three rows are shown, to save space.

Module 1: Basis Demographics of household members

All households members

ID code	1.07 Do you consider yourself...? RO		1.08 What is your religion? <i>If age lower than 10 answer and ► 2.00</i>		1.09 What is your marital status? RO <i>Record the current factual status</i>		1.10 Cell phone number <i>If the interviewed person does not have a cell phone, ask for a number where s/he can be reached</i>	
	Creole/Afrosurinamese 1 East Indian 2 Maroon 3 Amerindian/Indigenous 4	Javanese 5 Chinese 6 White 7 Mixed 8 Other 9	Rom 1 Lutheran 2 Evangelical 3 Moravian 4 Reformed church 5 Hindu 6	Islam 7 Jehovah Witness 8 Javanism 9 Jewish 10 Winti 11 Other 12 None 13	Never Married/Single 1 Living together 2 Legally married 3 Legally divorced 4 Separated 5 Widowed 6			
01								
02								
03								

Module 2 – Migration**MODULE 2: Migration**

All persons

ID Code	2.00 Respondent ID code	2.01 In what country were you born?	2.02 Specify country	2.03 Have you ever lived out of Suriname for a period of 6 months or longer?	2.04 In what country(ies) other than Suriname did you live for 6 months or longer? State the last 2 countries where you lived. <i>Record the last country where s/he lived as Country 1</i>				
		Suriname 1 The Netherlands 2 Guyana 3 Brasil 4 French Guyana 5 China 6 Other 7		Yes 1 No 2	United States 1 The Netherlands 2 Guyana 3 Brasil 4 French Guyana 5 China 6 Other (Specify) 7	2.04.1a Country 1	2.04.1b Specify Country 1 (if "Other")	2.04.2a Country 2	2.04.2b Specify Country 2 (if "Other")
01									
02									
03									

MODULE 2: Migration

All persons

ID Code	2.05 What is the main reason why you lived in and in? <i>Refer to the last one/ last two country/ies were the respondent lived for 6 months or longer</i>	2.06 What is the main reason why you returned/ came to Suriname? <i>If returned/ came to Suriname more than once, refer to the last time.</i>	2.07 For how many years have you been residing in Suriname on a continuous basis? <i>If less than 1 year write 0 (zero)</i>	2.08 Where were you living a year ago from now?	2.09 In what district were you living a year ago? <i>Answer and ▶ 3.01</i>	2.10 In what country were you living a year ago?
	Born abroad 1 Study/ Education 2 Family reasons 3 Better living conditions 4	Work 5 Retirement 6 To start a business 7 Health 8 Other 9	Regard it as home 1 Family is here 2 Marriage 3 Deported 4 Retired 5 To start a business 6	The weather 7 To obtain 8 employment 9 Health reasons 10 Return from study 11 Other 11	At this address 1 Another address in this district 2 In another district 3 Abroad 4 Was not born yet 5	1 ▶ 3.01 2 ▶ 3.01 3 4 ▶ 2.10 5 ▶ 3.01
01						
02						
03						

Module 3 – Education**MODULE 3: Education**

All persons attending an educational institution

ID Code	3.05 What are you studying?	3.06 Are you enrolled full-time or part-time?	3.07 Is this onsite or online education?
			Onsite 1
		Full-time 1	Online 2 ► 3.16
		Part-time 2	Both 3
01			
02			
03			

MODULE 3: Education

All persons

ID Code	3.01 Have you EVER attended school?	3.02 Are you currently enrolled in an educational institution?	3.03 Is the institution you are attending public/government or private?	3.04 What level of educational institution are you attending? RO
				Kindergarten 1 ► 3.09
				GLO/ BO 2
				VOJ (LTS, MULO, LBO) 3 ► 3.08
				VOS (IMEAO, NATIN, AMTO, HAVO, VWO, CPI, SPI, ACI) 4
				Tertiary (HBO/ University/ other College) 5
	Yes 1	Yes 1	Public 1	Masters/ PhD 6
	No 2 ► 4.01	No 2 ► 3.20	Private 2	Other 7
01				
02				
03				

MODULE 3: Education

All persons attending an educational institution

ID Code	3.08 What grade/ year are you attending?	3.09 How many days in the last school year did you miss school? This should be available from the last term report. <i>If 0 (zero) answer and ► 3.12</i>	3.10 Was the last term report seen for 3.09 ?	3.11 What was the most frequent reason for missing school last term?	3.12 How do you most usually get to school?	3.13 How long does it take you to get to school from this household? In minutes based on the normal means of getting there.	3.14 <i>Ask only if 3.04 is 1 or 2</i> Is there a school feeding program at your school?	3.15 <i>Ask only if 3.04 is 1 or 2</i> Do you receive meals or snacks from this service?
			Yes 1	Illness 1	Pregnant/ Young mother 8	Walking 1		
			No 2	Financial problems 2	Baby sitting 9	Cycling 2		
				Transportation problems 3	Apprenticeship 10	Public Bus 3		
			Working 4	Fear of being bullied 11	Taxi 4			
			Kept house 5	Menstrual Problems 12	Private Sector 5			
			Not worth going 6	Lack of uniform 13	Vehicle 6			
			Did not feel like going 7	Expulsion/ Suspension 14	Private Car/ Motorcycle 7			
				Other 15	With a boat 8	Minutes	Yes 1	Yes 1
							No 2 ► 3.16	No 2
01								
02								
03								

MODULE 3: Education**All persons attending an educational institution**

ID Code	3.16 Do you have all textbooks/ stencils/ copies required for use at school? RO	3.17 Were these books acquired by you in any of the following ways? LO									3.18 Only for those who answered 3 or 4 in 3.16 What are the reasons for not having all/any of the required textbooks?					
	Consider stencils and copied books as textbooks	If 3.16 is 1 or 2, answer and ► 3.19									Check <input checked="" type="checkbox"/> all that applies					
		Borrowed for use during year	Received from relatives or friends	Purchased new	Purchased second hand	Bought some/ got some on loan or free	Received from community organization	Government book loan	From the school or institution at no cost	Other	Not available	Could not afford	Available in school library	Were lost or destroyed	Still to be purchased	Other
		3.17a	3.17b	3.17c	3.17d	3.17e	3.17f	3.17g	3.17h	3.17i	3.18a	3.18b	3.18c	3.18d	3.18e	3.18f
01																
02																
03																

Module 4 – Government safety net programs

MODULE 4: Government social safety net programmes

All persons

6 m

ID Code	4.01 In the past 6 months have you been a beneficiary of any of the following government programmes or benefits? <i>(These are welfare programmes, childhood programmes, unemployment programmes, youth programmes, vocational training programmes, etc.)</i> Read list aloud and SHOW CARD																
	Check <input checked="" type="checkbox"/> all that applies																If nothing applies ► 5.00
	A	B	C	D	E	F	G	H	I	J	K	L	M	N	O	P	Total
	Financial child support 4.01a	School Transportation 4.01b	Day Care Centre Foundation (SBEC) 4.01c	Housing Program 4.01d	Foundation for Mobilization and Development (SAO) 4.01e	School Clothing/Uniform 4.01f	Financial Assistance/Alivio (FB) 4.01g	Financial Assistance - Disability Payment 4.01h	Food For Kids (Child Feeding Program) 4.01i	Scholarships and Allowance (School Fees) 4.01j	Foundation for Productive Working Unities (Stichting Productive Werkeenheden - SPWE) 4.01k	Community Development Program (Gemeenschap ontwikkeling programma) 4.01l	Elderly care 4.01m	Youth Care 4.01n	Construction of and House Repair 4.01o	Others 4.01p	Total number of programs 4.01total
01																	
02																	
03																	

MODULE 4: Government social safety net programmes

All persons

6 m

ID Code	4.02 When did you enroll in each programme and how much did you receive from each programme in the past 6 months in cash, vouchers and cheques? <i>If received nothing, write 0 (zero)</i>									4.03 In the past 6 months what did you receive in kind from these programmes? Please describe as clearly as possible, including quantities. E.g. Prog 1: 6 cans powder milk (2 LB each), 10 packages white rice (1 LB each) Prog 2: 1 training program on plumbing (10 days) Prog 3: 5 buckets of paint (4 LT each), 6 cement bags (20 LB each)
	4.02.1			4.02.2			4.02.3			
	Programme 1			Programme 2			Programme 3			
	4.02.1a Letter code	4.02.1b Enrollment date Month: Year	4.02.1c Cash & cheques SRD	4.02.2a Letter code	4.02.2b Enrollment date Month: Year	4.02.2c Cash & cheques SRD	4.02.3a Letter code	4.02.3b Enrollment date Month: Year	4.02.3c Cash & cheques SRD	
01										
02										
03										

Module 5 – Health**MODULE 5: Health**

All persons

ID Code	5.00 Respondent ID code	5.01 <i>Ask only if 5 years old and over</i> What is your weight? Kg	5.02 <i>Ask only if 5 years old and over</i> What is your height? Centimeters	5.03 <i>Ask only if 5 years old and over</i> Do you usually practice any of the following sport physical activities? Check <input checked="" type="checkbox"/> all that applies						5.04 Do you get a general medical checkup at least once a year?	5.05 Do you get a dental checkup at least once a year?
				Attend a gym at least once per week 5.03a	Engage in a sport game at least once per week 5.03b	Go jogging at least once per week 5.03c	Ride with a riding club/group at least once per week 5.03d	Take regular walks at least 3 days per week 5.03e	Other physical activity 5.03f	Yes No	Yes No
										1 2	1 2
01											
02											
03											

MODULE 5: Health

All persons

ID Code	5.10 During the past 3 months were you unable to carry on your usual activities at least for 1 day because of illness or injury?	5.11 For how many days during the past 3 months were you unable to carry on your usual activities because of illness or injury?	5.12 How many of these were missed days of work without pay (within the past 3 months)?	5.13 How many minutes does it take you to get from here to the health facility you visit most frequently? Consider the normal means of getting there.	5.14 When was the last time you visited a health practitioner?
	Yes, only illness Yes, only injury Yes, illness and injury No				3 or less months ago Between 4 and 6 months ago Between 7 and 12 months ago Over 12 months ago
	1 2 3 4 ▶ 5.13	Days	Days	Minutes	1 2 3 4 ▶ 5.20
01			3 m		
02					
03					

MODULE 5: Health

All persons

ID Code	5.06 Do you suffer from any of the following conditions?										5.07 Do you have any of the following disabilities?			5.08 Did you suffer any of the following diseases in the past 3 months?								5.09 Have you ever contracted one of the following diseases?		
	Check <input checked="" type="checkbox"/> all that applies										Check <input checked="" type="checkbox"/> all that applies			Check <input checked="" type="checkbox"/> all that applies								Check <input checked="" type="checkbox"/> all that applies		
	Diabetes 5.06a	High blood pressure 5.06b	Heart condition 5.06c	Cervical cancer 5.06d	Asthma 5.06e	Arthritis 5.06f	Breast cancer 5.06g	Prostate cancer 5.06h	Other type of cancer 5.06i	Speech 5.07a	Sight (partial or total blindness) 5.07b	Hearing 5.07c	Physical 5.07d	Diarhea 5.08a	Angina 5.08b	Bronchitis 5.08c	Pneumonia 5.08d	Flu 5.08e	Dengue fever 5.08f	Zika 5.08g	Chikungunya 5.08h	Dengue fever 5.09a	Zika 5.09b	Chikungunya 5.09c
01																								
02																								
03																								

MODULE 5: Health

All persons

ID Code	5.10 During the past 3 months were you unable to carry on your usual activities at least for 1 day because of illness or injury? Yes, only illness 1 Yes, only injury 2 Yes, illness and injury 3 No 4 ► 5.13	5.11 For how many days during the past 3 months were you unable to carry on your usual activities because of illness or injury? Days	5.12 How many of these were missed days of work without pay (within the past 3 months)? Days	5.13 How many minutes does it take you to get from here to the health facility you visit most frequently? Consider the normal means of getting there. Minutes	5.14 When was the last time you visited a health practitioner? 3 or less months ago 1 Between 4 and 6 months ago 2 Between 7 and 12 months ago 3 Over 12 months ago 4 ► 5.20
01					
02					
03					

MODULE 5: Health

All persons

ID Code	5.15 Where was your LAST visit to a medical practitioner made? RO AZP, SZN, LH, 1 Private dentist 5 Diakonessen Huis, RKZ 2 Alternative medicine (Bonuman, pandiet, RGD 3 acupuncture, etc.) 6 Private clinic 4 Hospital abroad 7 MZ 4 Other 8	5.16 How long did you have to wait at this place before being assisted? <i>E.g. If 45 minutes, record 0 hours 45 minutes</i> 5.16a Hours 5.16b Minutes	5.17 How satisfied were you with the attention/ treatment received? RO Very satisfied 1 Satisfied 2 ► 5.19 Neither satisfied nor dissatisfied 3 Dissatisfied 4 Very dissatisfied 5	5.18 Why were you not satisfied? Check <input checked="" type="checkbox"/> all that applies 5.18a Drugs not available 5.18b Attitude of staff 5.18c Long waiting time 5.18d Equipment not available or operational 5.18e No Doctor/Trained staff available 5.18f Too many revisits 5.18g Other	5.19 How many nights, if any, during the past 12 months did you spend in a public/ private hospital? Nights
01					
02					
03					

MODULE 5: Health

All persons

ID Code	5.20 Did you buy private medical services for yourself during the past 30 days ? E.g. doctor fees, dentist fees, physiotherapist, etc. Include only fees; do not include lab tests, x-rays, etc. Yes 1 No 2 ► 5.22	5.21 How much did you spend <u>out of your pocket</u> for these private medical services for yourself in the past 30 days ? Deduce any reimbursements you had or will have for this SRD	5.22 Did you buy other medical care services for yourself during the past 30 days ? E.g. x-rays, blood test, electrocardiogram, hospitalization, other types of lab tests, etc. Yes 1 No 2 ► 5.24	5.23 How much did you spend <u>out of your pocket</u> for these other medical care services for yourself in the past 30 days ? Deduce any reimbursements you had or will have for this SRD	5.24 Did you buy other medical products for yourself during the past 30 days ? E.g. prescription glasses, thermometer, blood pressure monitor, orthotics, cervical collars, etc. Yes 1 No 2 ► 5.26	5.25 How much did you spend <u>out of your pocket</u> for these other medical products for yourself in the past 30 days ? Deduce any reimbursements you had or will have for this SRD
01						
02						
03						

MODULE 5: Health

All persons

ID Code	5.26 Did you buy medicines for yourself during the past 30 days ? E.g. antibiotics, cardiovascular drugs, hypertensive agents; pain killers, eye, ear, nose and throat drugs, etc. <div style="background-color: black; color: white; text-align: center; width: 50px; margin: 10px auto;">30 d</div>	5.27 Did you obtain these medicines at a private or at a public facility or pharmacy? <div style="display: flex; justify-content: space-between;"> <div>Private 1</div> <div>Public 2</div> <div>Both 3</div> </div>	5.28 How much did you spend <u>out of your pocket</u> for medicines for yourself at a private or public source in the past 30 days ? <i>Deduce any reimbursements you had or will have for this</i> <div style="background-color: black; color: white; text-align: center; width: 50px; margin: 10px auto;">30 d</div> <div style="text-align: center; margin-top: 10px;">SRD</div>	5.29 Do you have private insurance? <i>SZF insurance from civil servants is a private insurance</i>	5.30 Do you have Basic Health Insurance (BZV)?	5.31 <i>Ask only if 1 in 5.30</i> Do you pay anything for the Basic Health Insurance (BZV)?	<i>If 14 years of age or younger answer and ► 7.00</i> <i>If female and 15 years or older answer and ► 6.01</i> <i>If male and 15 years or older answer and ► 8.01</i>
	Yes 1 No 2 ► 5.29		Yes 1 No 2	Yes 1 No 2	Yes 1 No 2		

01					
02					
03					

Module 6 – Pregnancy health care and fertility**MODULE 6: Pregnancy health care and Fertility**

Women 15 years of age and older

ID Code	6.01 Do you get gynaecological checkups at least once a year?	6.02 Have you ever given birth to a child who was born alive?	6.03 How many children born alive have you had?	6.04 How many of them are alive now?	6.05 What is the sex and date of birth of all the children you have had in your life, whether they are now alive or not? List them in the order in which they were born.														
					6.05.1 First child			6.05.2 Second child			6.05.3 Third child			6.05.4 Fourth child					
	Yes 1 No 2	Yes 1 No 2			6.05.1a Sex	6.05.1b Date of birth		6.05.2a Sex	6.05.2b Date of birth		6.05.3a Sex	6.05.3b Date of birth		6.05.4a Sex	6.05.4b Date of birth				
					Day	Month	Year		Day	Month	Year		Day	Month	Year		Day	Month	Year
01																			
02																			
03																			

MODULE 6: Pregnancy health care and Fertility

Women 15 years of age and older

ID Code	6.05 What is the sex and date of birth of all the children you have had in your life, whether they are now alive or not? List them in the order in which they were born.												
	6.05.5 Fifth child		6.05.6 Sixth child		6.05.7 Seventh child		6.05.8 Eighth child		6.05.9 Ninth child		6.05.10 Tenth child		
	6.05.5a Sex	6.05.5b Date of birth	6.05.6a Sex	6.05.6b Date of birth	6.05.7a Sex	6.05.7b Date of birth	6.05.8a Sex	6.05.8b Date of birth	6.05.9a Sex	6.05.9b Date of birth	6.05.10a Sex	6.05.10b Date of birth	
	Day Month Year		Day Month Year		Day Month Year		Day Month Year		Day Month Year		Day Month Year		Day Month Year
01													
02													
03													

MODULE 6: Pregnancy health care and Fertility

Women 15 years of age and older

ID Code	6.06 When pregnant with your last child, did you attend prenatal consultations at a healthcare facility?	6.07 Where did you first attend prenatal consultations when you were pregnant with your last child? RO	6.08 At what month of pregnancy did you go for your first visit when pregnant with your last child? E.g. 1, 3, 8.	6.09 Did you receive the tetanus vaccine when pregnant with your last child?	6.10 Where did you give birth to your last child? RO	6.11 Who mainly assisted you during the delivery of your last child? RO	8.01
		AZP, SZN, LH, DH, RKZ 1 Alternative medicine (acupuncture, Bonuman, pandiet, etc.) 5 RGD 2 Private clinic 3 Hospital abroad 4 MZ 4	Month	Yes 1 No 2	AZP, SZN, LH, RKZ, DH 1 RGD 2 Private clinic 3 MZ 4 Hospital/clinic abroad 5 At home 6 Other 7	Doctor 1 Nurse 2 Midwife 3 Neighbors 4 Household member/relative 5 Other 6	
	Yes 1 No 2						
01							
02							
03							

Module 7 – Children (with anthropometrics)**MODULE 7: Children**

All children 14 years of age and younger

ID Code	7.00 Respondent ID code	7.01 Child's first name	7.02 Child's age (in completed years)	7.03 Does [NAME]'s mother live in the household?	7.04 Individual ID code of mother (according to Module 1)	7.05 Does [NAME]'s father live in the household?	7.06 Individual ID code of father (according to Module 1)	7.07 Do this child receive any monetary support from outside of the household?	7.08 What is the form of this support? RO	
	Ask for the adult in charge of each child	Copy from Module 1	Copy from Module 1 If less than 1 year write 0 (zero)					Only support intended for the child		
				Yes 1 No 2 ▶ 7.05		Yes 1 No 2 ▶ 7.07			Yes 1 No 2 ▶ 7.09	Government grant 1 Maintenance or alimony 2
01										
02										
03										

MODULE 7: Children

All children 14 years of age and younger

ID Code	7.09 In the past 30 days, have you or any other adult in the household: <i>Ask only if the child is 0 to 8 years old</i>					7.10 Has [NAME] ...? <i>Ask only if the child is 0 to 8 years old</i>					7.11 In the past 30 days when [NAME] was disciplined, what method was used? <i>Ask all children 0 to 14 years old</i>										
	Check <input checked="" type="checkbox"/> all that applies					Check <input checked="" type="checkbox"/> all that applies					Check <input checked="" type="checkbox"/> all that applies										
	Read to or show the child books	Told stories to the child	Sung songs with the child	Played games with the child	Spent time with the child counting, drawing or naming things	Took the child on a special activity	Toys that teach colours, shapes and sizes	Toys or games which help teach numbers	Toys/games requiring fine movements (building blocks, Legos)	Books (other than school books)	Toy or real musical instruments	Slapping/ hitting with hands	Beating with an implement (belt, stick)	Quarrelling/ shouting	Removing privileges (e.g. TV, favourite game)	Denying food	Time out (put in room/ corner)	Talking about why an action was wrong	Swearing/ cursing at the child	Pinching the child	Ignoring the child
7.09a	7.09b	7.09c	7.09d	7.09e	7.09f	7.10a	7.10b	7.10c	7.10d	7.10e	7.11a	7.11b	7.11c	7.11d	7.11e	7.11f	7.11g	7.11h	7.11i	7.11j	7.11k
01																					
02																					
03																					

MODULE 7: Children

All children 14 years of age and younger

ID Code	7.12 How many children are there in [NAME]'s class? If the child is not attending school write 0 (zero)	7.13 Is there a safe place for [NAME] to play within your community? (E.g. limited threat from injury by cars or other vehicles, from animals, bodies of water or other natural elements or from adults/older children)				7.14 Has [NAME] witnessed any type of violence within the community?	7.15 Has [NAME] witnessed any type of violence within the community?
		Check <input checked="" type="checkbox"/> all that applies					
		Own yard	Playground	Community centre	Other		
		7.13a	7.13b	7.13c	7.13d	Yes 1 No 2	Yes 1 No 2
01							
02							
03							

MODULE 7: Children

Children 4 years of age and younger

ID Code	7.16 Where was [NAME] born? RO		7.17 Who MAINLY assisted his/her delivery? RO		7.18 What was the weight of [NAME] at birth?		7.19 In the past two weeks, has this child had running belly (diarrhea) ie. three or more loose stools per day?		7.20 How many times has [NAME] been vaccinated for...? Ask for the immunization card Write 0 (zero) if no dose														
	AZP, SZN, LH, Diakonessen Huis, RKZ 1 RGD 2 Private clinic 3 MZ 4		Alternative medicine (acupuncture, Bonuman, pandiet, etc.) 5 Hospital abroad 6		Doctor 1 Nurse 2 Midwife 3 Neighbors 4 Household/family member 5 Other 6		Grams Yes 1 No 2		2 w Yes 1 No 2		Hepatitis B 7.20a		Pentavalent 7.20b		OPV 7.20c		BMR 7.20d		GK 7.20e		DT 7.20f		DKT 7.20g
01																							
02																							
03																							

MODULE 7: Children

Children 4 years of age and younger

ID Code	7.21 Was the immunization card seen for 7.20 ?		7.22 What type of symptoms would cause [NAME] to be taken to the doctor or a to health facility right away?					END OF INDIVIDUAL INTERVIEW FOR THE CHILD
	Yes 1 No 2		Check <input checked="" type="checkbox"/> all that applies Child not able to drink or breastfeed 7.22a Child develops a fever 7.22b Child has fast/difficult breathing 7.22c Child has blood in stool 7.22d Vomiting 7.22e Diarrhea 7.22f					
01								
02								
03								

MODULE 7: Children

Children 5 to 14 years of age

ID Code	7.23 During the past 30 days, did [NAME] do any kind of work for somebody who is not a member of this household?		7.24 Was s/he paid for this work (either in cash or in kind)?		7.25 During the past 30 days, about how many days did [NAME] work for somebody who is not a member of this household?		7.26 During the past 30 days, did [NAME] do any paid or unpaid work in a family agricultural business or in a family non-agricultural business, or any other work on his/her own?		7.27 During the past 30 days, about how many days did [NAME] work for his/her family or for himself/herself?		7.28 During the past 30 days, did [NAME] help with household chores such as shopping, cleaning, washing clothes, cooking, fetching water, collecting wood or caring for children, elderly or sick people?		7.29 During the past 30 days, about how many days did s/he do these chores?		END OF INDIVIDUAL INTERVIEW FOR THE CHILD
	Yes 1 No 2 ► 7.26		Yes 1 No 2		Number of days		Yes 1 No 2 ► 7.28		Number of days		Yes 1 No 2 ► END		Number of days		
01															
02															
03															

Fortnight	Cluster	HH	Extra	ID Code	Child Name	Male: 1 Female: 2	Age	Birth date DD MM YY	Measure date DD MM YY	Weight (kg)	Stature (cm)	Stature measure	Comment	Who measured
01	033	01	1	03		1	02	30 12 13	14 11 16	19.0	98.0	Height ▾		01
01	033	15	1	05		1	00	16 04 16	12 11 16	8.0	65.0	Length ▾		01
01	058	13	1	03		2	02	03 01 14	19 11 16	13.0	92.0	Height ▾		02
01	082	13	1	04		1	05	13 02 11				▾ Children older than 5 years were not measured		01

Children younger than 5 years were weighed and measured by the supervisors shortly after the interview. Measures were reported in the form shown above, separate from the rest of the questionnaire (children's names dropped from this printout to preserve confidentiality).

Module 8 – Crime and personal safety**MODULE 8: Crime and personal safety**

All persons 15 years of age and older

ID Code	8.01 In the past 12 months have you been a victim of crime?	8.02 Describe the nature of the most important crime? <i>RO</i> Most important according to respondent's perception	8.03 Where was this crime experienced? RO	8.04 Was this crime reported to the police?	8.05 Why was this crime not reported to the police? Answer and ► 8.07						
	12 m	Theft of vehicle 1 Theft from vehicle 2 Burglary 3 Attempted burglary 4 Robbery 5 Assault 6 Sexual offence 7 Other 8	At home 1 Community 2 Elsewhere 3	Yes 1 No 2 ► 8.07	Yes 1 No 2	Check <input checked="" type="checkbox"/> all that applies No confidence in the justice system 8.05a No confidence in the police force 8.05b Afraid of the perpetrator 8.05c Perpetrator is household member/relative 8.05d Not serious enough 8.05e Other 8.05f					
	01										
02											
03											

MODULE 8: Crime and personal safety

All persons 15 years of age and older

ID Code	8.06 How satisfied were you with the handling of the matter by the police? <i>RO</i>	8.07 Are you more fearful of being victim of crime than you were two years ago?	8.08 Has this household <u>ever</u> had to obtain any of the following as a result of fear of crime? To be answered by the household head If nothing applies ► 9.00						8.09 How much would you estimate that this household spent on these measures in the past 2 years? To be answered by the household head
	Very satisfied 1 Satisfied 2 Neither satisfied nor dissatisfied 3 Dissatisfied 4 Very dissatisfied 5	Yes 1 No 2	Check <input checked="" type="checkbox"/> all that applies Guard dogs 8.08a Private security 8.08b Car alarm 8.08c House alarm 8.08d Burglar bars 8.08e Security cameras 8.08f Other 8.08g						2 y SRD
	01								
02									
03									

Module 9 – Employment

MODULE 9: Employment

All persons 15 years of age and older

12 m

ID Code	9.00 Respondent ID code	9.01 Did you do any work in the past 12 months ? <i>If No write 2 and ► 9.06</i>											
		9.02 What jobs/business activities did you <u>mainly</u> have in the past 12 months ? <i>Start with the main current job and continue with any other job you are doing at this moment or did in the past 12 months</i>											
		9.03 How many months did you do this job/business in the past 12 months ?											
		9.04 In those months, how many days per month on average?											
	9.05 What was your employment status in each job/business? RO												
	Employer (with employees) 1 Family worker 3 Self-employed (with no employees) 2 Employee 4												
	9.01	Job 1				Job 2				Job 3			
		9.02.1	9.03.1	9.04.1	9.05.1	9.02.2	9.03.2	9.04.2	9.05.2	9.02.3	9.03.3	9.04.3	9.05.3
	Yes 1	Job description	Months	Days	Empl. status	Job description	Months	Days	Empl. status	Job description	Months	Days	Empl. status
	No 2												
01													
02													
03													

MODULE 9: Employment

All persons 15 years of age and older

ID Code	9.06 Did you work for at least one hour in the last 7 days ? Do not count household chores.	9.07 In the last 7 days did you prepare something to sell or helped to work for family gain in a family agricultural or non-agricultural business?	9.08 Even if you did not work in the last 7 days , did you have a job or an enterprise such as a shop, agricultural or non-agricultural business from which you were temporarily absent and to which you will return soon?	9.09 Do you currently have more than one job?	9.10 Talking about your current main job/ business (the one that takes more time) , what is your employment status in this job/ business? RO
					Employer (with employees) 1 Self-employed (with no employees) 2 Contributing family worker 3 ► 9.17 Government employee 4 Private employee 5 ► 9.14 Intern/Apprentice 6 Other 7
	Yes 1 ► 9.09	Yes 1 ► 9.09	Yes 1	Yes 1	
	No 2	No 2	No 2 ► 9.28	No 2	
01					
02					
03					

MODULE 9: Employment

Employed persons 15 years of age and older

ID Code	9.11 Is this business registered at KKF or with the tax authorities?	9.12 Does this business operate from your home, another fixed location, or is it mobile?	9.13 Do you keep any kind of accounting records for this business? RO	9.14 How many persons including yourself work approximately at the place/ establishment where you work?
	Check <input checked="" type="checkbox"/> all that applies			
	Chamber of Commerce (KKF) 9.11a Tax authorities 9.11b	At home 9.12a Other fixed location 9.12b Mobile business 9.12c	Yes, detailed formal accounts for tax purposes (balance statements, purchase and sales books) 1 Yes, simplified accounting process NOT for tax purposes 2 Yes, just personal records (informal records) 3 No, no type of accounting 4	<i>If 9.10 is 1 or 2 answer and then ► 9.17</i> Only 1 person 1 2 to 4 persons 2 5 to 9 persons 3 10 to 49 persons 4 50 or more persons 5
01				
02				
03				

MODULE 9: Employment

Employed persons 15 years of age and older

ID Code	9.15 What type of contract do you have in your main job? <i>RO</i>	9.16 Which benefits do you receive from your employer in this job?						
		Check <input checked="" type="checkbox"/> all that applies						
	Written contract for no specified time 1	Pension or retirement fund 9.16a	Maternity leave 9.16b	Paid sick leave 9.16c	Day care facilities 9.16d	Protection equipment/clothes 9.16e	Transport /subsidized food facilities 9.16f	Medical insurance 9.16g
	Written contract for limited time 2							
No contract 3								
01								
02								
03								

MODULE 9: Employment

Employed persons 15 years of age and older

ID Code	9.17 What is your occupation in your main job/ business ? <i>E.g. sales manager, sales clerk, mason, primary school teacher, hairdresser, cashier at supermarket, taxi driver, doctor, street seller, carpenter, etc.</i>	9.18 What are your main activities or duties in this job? Describe as clearly as possible.	9.19 Occupation code <i>If the Add-ins menu is not available, click Ctrl + N to find the code</i>
01			
02			
03			

MODULE 9: Employment

Employed persons 15 years of age and older

ID Code	9.20 What kind of goods are produced or services provided at the place/ establishment where you work? <i>E.g. garments manufacturing, taxi service, banking, soap manufacturing, primary school, garment shop, supermarket, government office, health services (private clinic), etc.</i>	9.21 Industry code <i>If Add-ins menu is not available, click Ctrl Shift N to find the code</i>	9.22 How long have you been working in this job/ business until now? Less than 1 year 1 1 to 4 years 2 5 to 9 years 3 10 years or over 4	9.23 How many hours did you actually work in the last 7 days, considering all your jobs ? If more than one current job, include all hours at all jobs 7 d If TOTAL is less than 40 hours, answer and ► 9.24 If TOTAL is 40 hours or more, answer and ► 9.27							
				Monday	Tuesday	Wednesday	Thursday	Friday	Saturday	Sunday	TOTAL
					9.23a	9.23b	9.23c	9.23d	9.23e	9.23f	9.23g
01											
02											
03											

MODULE 9: Employment

Employed persons 15 years of age and older

ID Code	9.24	What is the <u>main</u> reason why you worked less than 40 hours in the last 7 days?		9.25	Did you want to work more hours in the last 7 days?	9.26	In the last 7 days were you available to work more hours in your current job or in a new job in addition to your current one?	9.27	How many hours per week do you usually work, considering all your jobs?	► 9.36			
	Own illness/injury	1	Job ended in reference week	8	7d	7d	If more than one job, record all hours at all jobs	10 or less 11 to 20 21 to 40 Over 40					
	Illness/injury of another household member	2	Firm not getting enough work	9									
	Holiday/Vacation	3	Times allocated by employer	10									
	It is only a part-time job	4	Could not find more work	11									
	Personal/ family responsibilities	5	Maternity	12									
	In school/training	6	Climate conditions	13					Yes		Yes	21 to 40	3
	Strike/lock out	7	Other	14					No		No	Over 40	4
	01												
	02												
03													

MODULE 9: Employment

Unemployed persons 15 years of age and older

ID Code	9.28	What was the <u>main</u> reason why you did not work in the last 7 days?	9.29	Have you been looking for work in any way and available to work in the past 30 days?	9.30	What is the <u>main</u> reason why you did not seek work or do anything to earn income in the past 30 days?	9.31	If you had been offered a job choice or had an opportunity to work in the past 7 days, would you have been available to start working?	9.32	In what kind of job are you looking for work? Select just one option E.g. sales manager, or sales clerk, mason, hairdresser, etc.	9.33	What is the <u>main</u> source you use in looking for work? RO			
	No work available	1	► 9.31	Answer and then ► 9.34	Temporary illness	1	Discouraged	6	Manager	1	Skilled agricultural/ fishery worker	6	ATM	1	
	Seasonal inactivity	2			Long term illness	2	Associate	3	Craft and related trades	7	Private recruitment agent	2			
	Student and do not work	3			Did not want to work	3	Caring for someone	7	Professional	4	Plant and machine operator	8	Newspapers	3	
	Household/ family duties	4			Awaiting results of applications	4	Maternity	8	Clerical support worker	4	Elementary occupation	9	Internet	4	
	Retired	5			Knew of no vacancy	5	Already retired	9	Service and sales worker	5	Public	10	Family or friends	5	
	Disabled	6			Yes	1	Other	10	No	2	Other	11	Word of mouth	6	
	Other	7			No	2									
	01														
	02														
03															

MODULE 9: Employment

Persons 15 years of age and older

ID Code	9.34	When did you last work?	9.35	What was the <u>main</u> reason why you left/finished your last job?	9.36	Have you contributed (by yourself or through your employer) to the following pension schemes in the last 6 months?	9.37	What is the <u>main</u> reason why you have not contributed to the New General Pension Act (National Scheme)?
	1	► 9.38	New job	1	Seasonal job	8	6 m	Ask only if 9.36b was not checked
			Fired	2	No more work	9		
			Retired	3	Available	10		
			Never worked	4	To return to school	5		
			1 to 3 months ago	5	Wages too low	11		
			4 to 6 months ago	6	Keeping house	12		
			7 to 12 months ago	7	Sexual Harassment	13		
			Over 12 months ago	8	Maternity	14		
			End of temporary contract	9	Did not want to work	15		
Other			10					
01								
02								
03								

MODULE 9: Employment

All persons 15 years of age and older

ID Code	9.38 Have you ever undertaken any vocational/ technical training? (i.e. training on specific skills to be directly used for working and not part of the formal educational system).	9.39 What area was this training in? <i>If more than one instance, record the most recent training</i>	9.40 Specify training area	9.41 Who financed this training? <i>RO</i>	9.42 How long ago did you undertake your last training?	9.43 What was the duration of this training (in days)?
	Yes 1 No 2 ► 10.00	Farming 1 Skilled Trade (e.g. Car mechanics, carpentry, hairdressing, electricians) 2 ► 9.41 Upholstery/ Garments 3 Hairdressing/ Cosmetology 4	Teaching/Nursing/ Child Care 5 Hospitality 6 Cultural Skills (dance, drama, film, craft, etc.) 7 ► 9.41 Business Studies 8 Leadership/ Teamwork 9 Other (Specify) 10 ► 9.40	Totally by my 1 Partially by my 2 It was offered freely by the government (for non-government employees) 3 It was totally financed by myself/ my family 4 Other 5	0-6 months ago 1 7-12 months ago 2 1-3 years ago 3 Over 3 years ago 4	Days
01						
02						
03						

Module 10 – Income and financial inclusion**MODULE 10: Income and Financial inclusion**

All persons 15 years of age and older

ID Code	10.00 Respondent ID code	10.01 Do you usually obtain any income from your work?	10.02a What was your GROSS pay/income during the last 1 month from your main job , that is before pension contribution, income tax or tax on profits? Include overtime, tips, bonuses.	10.02b What was your NET pay/income during the last 1 month from your main job , that is after pension contribution, income tax or tax on profits? Include overtime, tips, bonuses.	10.03 Do you get this approximate amount every month?	10.04a <i>Ask only if more than one job</i> <i>If only one job ► 10.06</i> What was your GROSS pay/income during the last 1 month from any other jobs (GROSS pay)? Include overtime, tips, bonuses.	10.04b <i>Ask only if more than one job</i> What was your NET pay/income during the last 1 month from any other jobs (NET pay) ? Include overtime, tips, bonuses.	10.05 <i>Ask only if more than one job</i> Do you get this approximate amount every month?
		Yes 1 No 2 ► 10.06	SRD	SRD	Yes 1 No 2	SRD	SRD	Yes 1 No 2
01								
02								
03								

MODULE 10: Income and Financial inclusion

All persons 15 years of age and older

ID Code	1 m							
	Did you receive money from any of the following sources in the past 1 month ? INSTRUCTIONS: If Yes, indicate the approximate MONTHLY amount in Suriname dollars (SRD). If No, write 0 (zero).							
	10.06 Rental income received by you, for house, land and other property <i>If less than 60 years old ► 10.13</i>	10.07 AOV	10.08 New General Pension Act	10.09 Civil service pension	10.10 Pension from private employer	10.11 Widow's pension	10.12 Voluntary private pension	10.13 Financial assistance (welfare grants, disability grants, invalidity grants, unemployment grants from NGOs, etc.) <i>Government grants already registered in Module 4 should also be included here</i>
	SRD	SRD	SRD	SRD	SRD	SRD	SRD	SRD
01								
02								
03								

MODULE 10: Income and Financial inclusion

All persons 15 years of age and older

ID Code	6 m				
	Did you receive money from any of the following sources in the past 6 months ? INSTRUCTIONS: If Yes, indicate the approximate TOTAL amount in Suriname dollars (SRD). If No, write 0 (zero).				
	10.14 Alimony, child support <i>Remember not to duplicate among different household members</i>	10.15 Child support from your employer	10.16 Money received from other relatives and friends living in Suriname <i>Remember not to duplicate among different household members</i>	10.17 Money sent by relatives and friends living abroad - Remittances from abroad <i>Remember not to duplicate among different household members</i> <i>Record amount in only one currency</i>	
	SRD	SRD	SRD	10.17a SRD	10.17b Euros
				10.17c US Dollars	
01					
02					
03					

MODULE 10: Income and Financial inclusion

All persons 15 years of age and older

12 m

ID Code	Did you receive money from any of the following sources in the past 12 months?						If less than 21 years ► 11.01
	INSTRUCTIONS: If Yes indicate the approximate ANNUAL amount in Suriname dollars (SRD). If No, write 0 (zero).						
	10.18 Scholarships and educational grants	10.19 Dividends on local and foreign investments (e.g. Credit union dividends)	10.20 Interest on local and foreign bank deposits, bonds	10.21 Insurance annuities	10.22 Interest from stocks, shares, treasury bills and other investments	10.23 Any other income which is not elsewhere specified	
	SRD	SRD	SRD	SRD	SRD	SRD	
01							
02							
03							

MODULE 10: Income and Financial inclusion

All persons 21 years of age and older

ID Code	10.24 Assume that somebody you trust asks you to choose between 1,000 US Dollars today or 1,200 US Dollars in one more month. What would you choose?	10.25 And if you were asked to choose between 1,000 US Dollars today or 2,000 US Dollars in a month. What would you choose?	10.26 What is the MINIMUM amount that would make you choose to wait for one month instead of taking 1,000 US Dollars today?
	USD 1,000 today 1 USD 1,200 in a month 2 ► 10.27	USD 1,000 today 1 USD 2,000 in a month 2 ► 10.27	US Dollars
01			
02			
03			

MODULE 10: Income and Financial inclusion

All persons 21 years of age and older

ID Code	10.27 Do you have a ...?	10.28 Do you currently participate in Meeting turns (i.e. Rotating savings and credit associations)?	10.29 Have you ever participated in Meeting turns (i.e. Rotating savings and credit associations)?	10.30 Have you ever applied for a personal loan in a formal financial institution? Include mortgages.	10.31 Have you ever been approved for a personal loan in a formal financial institution? Include mortgages.	10.32 Are you currently repaying any personal loan? Include mortgages.	10.33 For how many SRD in total was/were the personal loan/s that you are currently repaying? Include mortgages.	10.34 How many SRD do you need in total each month to repay on your personal loan/s?
	Check <input checked="" type="checkbox"/> all that applies Checking account Savings account 10.27a 10.27b	Yes 1 ► 10.30 No 2	Yes 1 No 2 ► 11.01	Yes 1 No 2 ► 11.01	Yes 1 No 2 ► 11.01	Yes 1 No 2 ► 11.01	SRD	SRD
01								
02								
03								

Module 11 – Personal expenses**MODULE 11: Personal expenses**

All persons 15 years of age and older

ID Code	11.01 During the past 7 days , have you <u>spent</u> on any of these items <u>for your own personal use</u> ? <i>Read list aloud and SHOW CARD</i>																
	11.02 How much did you spend in [ITEM] in the past 7 days ? 7 d																
	CHECK <input checked="" type="checkbox"/> YES OR NO FOR ALL ITEMS BEFORE ASKING THE AMOUNTS SPENT																
	39. Meals bought and consumed away from home										40. Tobacco						
	Lunch 3910	Pizza 3911	Whisky, wine, rum, other spirits 3912	Other (specify)	Other (specify)	Cigarettes 4001	Cigars 4002	Smoking accessories 4003	Tobacco 4004	No	Yes	SRD	No	Yes	SRD	No	Yes
01																	
02																	
03																	

MODULE 11: Personal expenses

All persons 15 years of age and older

ID Code	11.01 During the past 7 days , have you <u>spent</u> on any of these items <u>for your own personal use</u> ? <i>Read list aloud and SHOW CARD</i>																
	11.02 How much did you spend in [ITEM] in the past 7 days ? 7 d																
	CHECK <input checked="" type="checkbox"/> YES OR NO FOR ALL ITEMS BEFORE ASKING THE AMOUNTS SPENT																
	41. Moving expenses: Petrol, Oils and others										42. Bus and Taxi Fares						
	Diesel Oil 4101	Gasoline 4102	Lubricating Oils 4103	Parking fees 4104	Other (specify)	Bus fares 4201	School Bus 4202	Taxi fares 4203	Boat costs 4204	No	Yes	SRD	No	Yes	SRD	No	Yes
01																	
02																	
03																	

MODULE 11: Personal expenses

All persons 15 years of age and older

ID Code	11.01 During the past 7 days , have you <u>spent</u> on any of these items <u>for your own personal use</u> ? <i>Read list aloud and SHOW CARD</i>																	
	11.02 How much did you spend in [ITEM] in the past 7 days ? 7 d																	
	CHECK <input checked="" type="checkbox"/> YES OR NO FOR ALL ITEMS BEFORE ASKING THE AMOUNTS SPENT																	
	43. Recreation										44. Communications							
	Books (not for studying) 4301	Cinema 4302	Magazines 4303	Newspapers, Journals and Periodicals 4304	Tickets to spectator sporting (football, basketball, etc 4305	Tickets to theater, concert, opera, etc 4306	Other Recreational and Cultural Activities 4307	Other (specify)	Cell phone prepaid card top up 4401	Internet connection in cyber cafes 4402	No	Yes	SRD	No	Yes	SRD	No	Yes
01																		
02																		
03																		

Module 12 – Agriculture and animal breeding**MODULE 12: Agriculture and animal breeding****Part A: Landholding**

- 12.00 Respondent ID code for this Module
- 12.a Is there in this household anybody who grows crops or raises animals primarily for sale?
- Yes 1
No 2 ► 12.07

- 12.01 Total homestead land owned Write '0' if none Hectares (1 decimal) m2
- 12.02 Total homestead land rented
- 12.03 Total arable agricultural land owned
- 12.04 Total arable agricultural land rented/ share-cropped

- 12.05 Do you keep any kind of accounting records for your business? RO

Yes, detailed formal accounts for tax purposes (balance statements, purchase and sales books)	1
Yes, simplified accounting process NOT for tax purposes	2
Yes, just personal records (informal records)	3
No, no type of accounting	4

- 12.06 In August 2015 the Central Bank of Suriname, in collaboration with the Central Bank of Trinidad and Tobago, organized a Financial Training for Entrepreneurs in the Agricultural Sector.

Did any member of this household attend this training?

Yes	1
No	2

MODULE 12: Agriculture and animal breeding**Part B: Agriculture****12 m****12.07**

Did anyone in your household cultivate any crops, vegetables or fruits in the **past 12 months**?

- Yes 1
No 2 ► 12.12

12.08	12.09	12.10	12.11
Did your household cultivate [CROP] in the last 12 months?	How much land did your household cultivate under [CROP] in the last 12 months?	How much in total of [CROP] did you produce in the last 12 months?	How much [CROP] did your household sell in the last 12 months?
MARK <input checked="" type="checkbox"/> YES OR NO FOR ALL ITEMS BEFORE ASKING THE NEXT QUESTIONS			Write total quantity sold and its total value
No Yes	Hectares m2	Kg	Kg SRD
01 Crops			
0101 Corn			
0102 Sugarcane			
0103 Wheat			
0104 Rice			
0105 Yam			
0106 Sweet potato			
0107 Yam			
0108 Plantains, Fresh			
0109 Other (Specify)			
TOTAL			
02 Vegetables			
0201 Tajerblad			
0202 Klaroen			
0203 Solanum macrocarpon			
0204 Sopropo			
0205 Kaisoi			
0206 Kailan			
0207 Bitawiwiri			
0208 Amsoi			
0209 Poe (lewkie)			
0210 Agomawiwiri			
0211 Snake bean			
0212 Sim			
0213 Spinazie			
0214 Dagoebiad			

12.08	12.09	12.10	12.11
Did your household cultivate [CROP] in the last 12 months?	How much land did your household cultivate under [CROP] in the last 12 months?	How much in total of [CROP] did you produce in the last 12 months?	How much [CROP] did your household sell in the last 12 months?
MARK <input checked="" type="checkbox"/> YES OR NO FOR ALL ITEMS BEFORE ASKING THE NEXT QUESTIONS			Write total quantity sold and its total value
No Yes	Hectares m2	Kg	Kg SRD
02 Vegetables			
0215 String beans			
0216 Boulanger			
0217 Okra			
0218 Cauliflower/Cabbage			
0219 Chillies			
0220 Cucumber			
0221 Ginger			
0222 Herbs (basil, parsley, etc)			
0223 Pepper			
0224 Pumpkin			
0225 Tomato			
0226 Bean			
0227 Other (Specify)			
0228 Other (Specify)			
0229 Other (Specify)			
0230 Other (Specify)			
0231 Other (Specify)			
TOTAL			

[illegible]

03	Fruits						
0326	:Awara						
0327	:Maripa						
0328	:Tamarind						
0329	:Star fruit (Birambe)						
0330	:Pompelmoes						
0331	:Sapottle						
0332	:Cainito (Sterappel)						
0333	:Melicoccus bijugatus (Knippa)						
0334	:Podosiri						
0335	:Koemboe						
0336	:Other (Specify)						
0337	:Other (Specify)						
0338	:Other (Specify)						
0339	:Other (Specify)						
0340	:Other (Specify)						
TOTAL							

MODULE 12: Agriculture and animal breeding

Part C: Livestock and poultry

12 m

12.12

Did anyone in your household raise any livestock or poultry in the **past 12 months**?

Yes	1
No	2

12-19

[illegible]

MODULE 12: Agriculture and animal breeding

Part D: Crop and animal by-products

12 m

12.19

Did you or anyone in your household produce any crop or animal by-products in the past 12 months?

Yes 1
No 2 ► 12.22

<p>12.20</p> <p>Did your household produce [BY-PRODUCT] in the past 12 months?</p> <p>MARK <input checked="" type="checkbox"/> YES OR NO FOR ALL ITEMS BEFORE ASKING THE NEXT QUESTIONS</p>	<p>12.21</p> <p>How much [BY-PRODUCT] did your household sell in the past 12 months?</p> <p>Write total value</p>
No Yes	SRD

05 Crop and vegetable by-products			
0501	Rice by-products		
0502	Cassave by-products		
0503	Plantain by-products		
0504	Coconut by-products		
0505	Other (Specify)		
TOTAL			
06 Animal by-product			
0601	Beef		
0602	Goat meat		
0603	Mutton meat		
0604	Pork		
0605	Chicken meat		
0606	Duck meat		
0607	Goose meat		
0608	Turkey meat		
0609	Milk		
0610	Eggs		
0611	Feathers		
0612	Animal skins		
0613	Dung		
0614	Other (Specify)		
0615	Other (Specify)		
TOTAL			

MODULE 12: Agriculture and animal breeding

Part E: Fishing

12 m

12.22

Did you or anyone in your household engage in any fishing or fish farming activity in the past 12 months?

Yes 1
No 2 ► 12.25

<p>12.23</p> <p>Did your household engage in [FISHING ACTIVITY] in the past 12 months?</p> <p>MARK <input checked="" type="checkbox"/> YES OR NO FOR ALL ITEMS BEFORE ASKING THE NEXT QUESTIONS</p>	<p>12.24</p> <p>How much did your household sell in the past 12 months?</p> <p>Write total value</p>
No Yes	SRD

07 Fishing			
0701	Fish hatchery		
0702	Marine fishing		
0703	River/canal fishing		
0704	Pond/sink fishing		
0705	Swamp fishing		
0706	Other (Specify)		
0707	Other (Specify)		
TOTAL			

MODULE 12: Agriculture and animal breeding

Part G: Agricultural Assets

12 m

ONLY FOR THOSE HOUSEHOLDS THAT RESPONDED "YES" IN

12 12.07 12.12 12.19 OR 12.22

If all are NO ► 13.00

12.28 We will now talk about the agricultural assets owned by your household. Does your household own a [NAME OF ASSET]? MARK <input checked="" type="checkbox"/> YES OR NO FOR ALL ITEMS BEFORE ASKING THE NEXT QUESTIONS		12.29 How many [NAME OF ASSET] does your household currently own? What is their total value? Write total No. and total value		12.30 How many [NAME OF ASSET] did your household buy in the past 12 months ? What is their total value? Write total No. and total value		12.31 How many [NAME OF ASSET] did your household sell in the past 12 months ? What is their total value? Write total No. and total value		12.32 How much did your household earn from the rental of this item in the past 12 months ? Write total value	
No : Yes		Number	SRD	Number	SRD	Number	SRD	SRD	
09 Agricultural Assets									
0901	Tractor								
0902	Thresher								
0903	Power tiller								
0904	Power pump/water pump								
0905	Spray								
0906	Boat with no engine								
0907	Engine boat								
0908	Fishing net								
0909	Cage incubator								
0910	Brooder								
0911	Bees-box								
0912	Other (Specify)								
0913	Other (Specify)								
TOTAL									

Module 13 – Housing

MODULE 13: Housing

13.00 Respondent ID code for this Module

13.01 What type of **dwelling** is this? *By observation*

House	1	Hut	4
Apartment	2	Other (specify)	5
Part of Commercial building	3		

13.02 Which of the following categories indicates your ownership of this dwelling? *RO*

Owned (with mortgage)	1	Private rented/Leased	5	▶ 13.04
Owned (without mortgage)	2	Squatted	6	
Boedel (inheritance)	3	Rent-free	7	
Rented room in larger dwelling	4 ▶ 13.04	Other (specify)	8	

13.03 Which of the following categories indicates your ownership of the **land** on which this dwelling stands? *RO*

Owned (with mortgage)	1	Private rented/Leased	4
		Gov't rented/ Leased	5
Owned (without mortgage)	2	Squatted	6
Boedel (inheritance)	3	Rent-free	7
		Other (specify)	8

13.04 In what year was the **dwelling** built approximately? (Refers to original structure)

13.05 Have major renovations been undertaken to the **dwelling** since it was built?

Yes	1
No	2 ▶ 13.08

13.06 What kind of renovations?

13.07 In what year were the latest renovations done?

13.08 What is the main construction material of the outer walls of the **dwelling**?

Wood	1	Building stones	5
Wood and building stones/bricks	2	Concrete/concrete boards	6
Wood and concrete (boards)/cement boards	3	PVC ail	7
Wood and galva/zinc plates	4	Zinc plates/galva	8
		Other	9

13.09 How is the foundation of the **dwelling** constructed? *RO*

Fully enclosed masonry	1
Pillars or columns	2
Other	3

13.10 What is the main material used for flooring the **dwelling**?

Masonry	1	Combination of any	4
Wood	2	of the previous	
Cement board	3	Tiles	5
		Other	6

13.11 What is the main material used for roofing the **dwelling**?

Metal roofing sheets/roof tiles (zinc, galva, aluminum)	1	Tiles	4
Wooden roof tiles	2	Asbestos	5
Concrete	3	Palm leaves (Pina, tasi, etc.)	6
		Other	7

13.12 Does this **dwelling** have any of the following security devices? (Check ☒ all that applies).

13.12a	Security camera	
13.12b	Security lighting	
13.12c	Perimeter fencing	
13.12d	Security bars on ALL windows	
13.12e	Security bars on SOME windows	
13.12f	House alarm	
13.12g	Smoke detectors	

MODULE 13: Housing

13.13 What type of fuel does this **household** use most for cooking? **RO**

Wood/charcoal	1	Solar energy	5
Petroleum	2	Biogas	6
Electricity	3	None (does not cook)	7
Gas (propane)	4	Other	8

13.14 What is the main type of toilet facilities used by this **household**? **RO**

WC with flushing (linked to septic tank)	1
WC not linked to septic tank	2
Open dwell or hole in the ground	3
River or creek	4
Bush or field	5
Other (specify)	6

13.15 What is the main source of water supply used by this **household**? **RO**

Piped water in dwelling	1	Rainwater in ton, bin/tank	4	13.17
Piped water outside the dwelling =<200m	2	Well	5	
		Creek/river	6	
Piped water outside the dwelling > 200m	3	Delivered by watertank/truck	7	
		Other	8	

13.16 Who is the water delivered by? **RO**

SWM	1	Private company	3
NH	2	Other	4

13.17 What is the main type of lighting used by this **household**? **RO**

Electricity directly from EBS	1	Private light engine	4
Generator/ fuel from the government (NH)	2	Petroleum light/candle/dia	5
Electricity through the neighbor's dwelling	3	Solar energy	6
		No type of lighting	7
		Other	8

13.18 How many rooms does the **dwelling** contain? Include bedrooms, living-room, dining-room, study-room. Do not count bathrooms, kitchens, laundry rooms, corridor, balcony.

13.19 How many of the rooms in the **dwelling** are used solely by this **household**?

13.20 How many of the rooms in the **dwelling** are used solely as bedrooms for members of this **household**?

13.21 How many of the rooms in the **dwelling** are rented or sublet to people who are not part of this household?

13.22 How many of the rooms in the **dwelling** are vacant?

13.23 Indicate how many of the following items are owned by this **household**? **Write '0' where there is none**

13.23a	Stove	
13.23b	Cook ring	
13.23c	Water tank	
13.23d	Solar water heater	
13.23e	Cable TV service/ satellite TV	
13.23f	Fixed line telephone	
13.23g	Cell phone	
13.23h	Game console	
13.23i	Automobile	

13.24 In the event of a severe flood or hurricane, where would this **household** go for shelter? **RO**

This dwelling	1	School	4
Relatives	2	Other (specify)	5
Friends	3		

Module 14 – Household consumption and expenses**MODULE 14: Household consumption and expenses**RESPONDENT
ID CODE**7 d****Part A: Consumption of food and beverages in the past 7 days**

1 Which of the following foods did your household CONSUME/ EAT during the past 7 days?				2 ONLY IF CONSUMED How often do you buy [FOOD]? IF NEVER, WRITE 99 AND ► 4		3 How much [FOOD] did you buy last time and how much did you pay for it? ANSWER AND ► QUESTION 2 FOR NEXT FOOD			4 How did you get that [FOOD]? CHECK <input checked="" type="checkbox"/> ALL THAT APPLIES				5 How much [FOOD] does your household consume per week? ANSWER AND ► QUESTION 2 FOR NEXT FOOD				
				NO	YES	How many?	Quantity	Total amount	SELF-PRODUCED	GIFT FROM OTHER HH	GOVERNMENT	CHURCH	PAYMENT IN KIND	OTHER	How many?	Quantity	
Bread and Cereals	0101	Bread - white, sliced			EVERY	DAYS		Kg		SRD							Kg
	0102	Whole wheat bread sliced			EVERY	DAYS		Kg		SRD							Kg
	0103	Baquette			EVERY	DAYS		Kg		SRD							Kg
	0104	Bread - bran, sliced			EVERY	DAYS		Kg		SRD							Kg
	0105	Bread - whole wheat			EVERY	DAYS		Kg		SRD							Kg
	0106	Buns			EVERY	DAYS		Kg		SRD							Kg
	0107	Rice - packaged			EVERY	DAYS		Kg		SRD							Kg
	0108	Biscuits - sweetened			EVERY	DAYS		Kg		SRD							Kg
	0109	Biscuits - salted			EVERY	DAYS		Kg		SRD							Kg
	0110	Spaghetti			EVERY	DAYS		Kg		SRD							Kg
	0111	Chow Mein			EVERY	DAYS		Kg		SRD							Kg
	0112	Noodles			EVERY	DAYS		Kg		SRD							Kg
	0113	Cornflakes			EVERY	DAYS		Kg		SRD							Kg
	0114	Quaker oats			EVERY	DAYS		Kg		SRD							Kg
	0115	Cream of wheat			EVERY	DAYS		Kg		SRD							Kg
	0116	Meal (corn flour)			EVERY	DAYS		Kg		SRD							Kg
	0117	Flour of wheat			EVERY	DAYS		Kg		SRD							Kg
	0118	Cassava porridge			EVERY	DAYS		Kg		SRD							Kg
	0119	Other (Specify)			EVERY	DAYS		Kg		SRD							Kg
	0120	Other (Specify)			EVERY	DAYS		Kg		SRD							Kg
	0121	Other (Specify)			EVERY	DAYS		Kg		SRD							Kg
	0122	Other (Specify)			EVERY	DAYS		Kg		SRD							Kg
	0123	Other (Specify)			EVERY	DAYS		Kg		SRD							Kg
	0124	Other (Specify)			EVERY	DAYS		Kg		SRD							Kg
TOTAL																	SRD
Meat	0201	Chicken - whole			EVERY	DAYS		Kg		SRD							Kg
	0202	Chicken - backs, necks, etc.			EVERY	DAYS		Kg		SRD							Kg
	0203	Chicken wings			EVERY	DAYS		Kg		SRD							Kg
	0204	Chicken nuggets			EVERY	DAYS		Kg		SRD							Kg
	0205	Pork			EVERY	DAYS		Kg		SRD							Kg
	0206	Beef (unsalted)			EVERY	DAYS		Kg		SRD							Kg
	0207	Salted beef			EVERY	DAYS		Kg		SRD							Kg
	0208	Corn beef			EVERY	DAYS		Kg		SRD							Kg
	0209	Sausages - not canned			EVERY	DAYS		Kg		SRD							Kg
	0210	Sausages - canned			EVERY	DAYS		Kg		SRD							Kg
	0211	Hamburgers			EVERY	DAYS		Kg		SRD							Kg
	0212	Bacon			EVERY	DAYS		Kg		SRD							Kg
	0213	Ham - sliced			EVERY	DAYS		Kg		SRD							Kg
	0214	Luncheon meat - canned			EVERY	DAYS		Kg		SRD							Kg
	0215	Mutton Lamb			EVERY	DAYS		Kg		SRD							Kg
	0216	Other meats			EVERY	DAYS		Kg		SRD							Kg
	0217	Other (Specify)			EVERY	DAYS		Kg		SRD							Kg
	0218	Other (Specify)			EVERY	DAYS		Kg		SRD							Kg
	0219	Other (Specify)			EVERY	DAYS		Kg		SRD							Kg
	0220	Other (Specify)			EVERY	DAYS		Kg		SRD							Kg
	0221	Other (Specify)			EVERY	DAYS		Kg		SRD							Kg
TOTAL																	SRD

[illegible][illegible]

						Li
						Li
						Kg
						Kg
						Kg

[illegible][illegible]

[illegible][illegible][illegible]

RESPONDENT

ID CODE

30 d

ID CODE

1 During the past 30 days , have you or other members of this household paid/ purchased any of these items? <div style="text-align: right;">NO YES</div>	2 <div style="text-align: center;">SHOW CARDS</div> have you or other members of this household paid/ purchased any of these items? <div style="text-align: right;">NO YES</div>	2 <div style="text-align: center;">ONLY FOR PURCHASED ITEMS</div> How much did your household spend in [ITEM] during the past 30 days ?	2 <div style="text-align: center;">ONLY FOR PURCHASED ITEMS</div> How much did your household spend in [ITEM] during the past 30 days ?
0011 Rent, Insurance and Mortgages			
1101: House rent - private owner			SRD
1102: Mortgage			SRD
1103: House insurance			SRD
1104: Other (Specify)			SRD
1105: Other (Specify)			SRD
1106: Other (Specify)			SRD
1107: Other (Specify)			SRD
1108: Other (Specify)			SRD
0012 Fuel and light			
1201: Electricity			SRD
1202: Petroleum			SRD
1203: Bottled gas			SRD
1204: Water supply			SRD
1205: Other (Specify)			SRD
1206: Other (Specify)			SRD
1207: Other (Specify)			SRD
1208: Other (Specify)			SRD
1209: Other (Specify)			SRD
1210: Other (Specify)			SRD
TOTAL			SRD
13 Washing Soaps and Detergents			
1301: Laundry Soap (Bars)			SRD
1302: Liquid Bleach			SRD
1303: Liquid Detergent			SRD
1304: Soap Powder (Detergent)			SRD
1305: Spray Starch			SRD
1306: Toilet Cleaners			SRD
1307: Other (Specify)			SRD
1308: Other (Specify)			SRD
1309: Other (Specify)			SRD
14 Other Cleaning and Scouring materia			
1401: Broom Bodies and Handles			SRD
1402: Disinfectants and Antiseptics			SRD
1403: Mops			SRD
1404: Scouring Powder and others			SRD
1405: Steel Wool Scouring Pads			SRD
1406: Other (Specify)			SRD
1407: Other (Specify)			SRD
1408: Other (Specify)			SRD
1409: Other (Specify)			SRD
TOTAL			SRD
15 Other Household Supplies			
1501: Aluminium Foil			SRD
1502: Paper Towels and Napkins			SRD
1503: Plastic Bags (food)			SRD
1504: Herbicides			SRD
1505: Insecticides			SRD
1506: Mosquito Coil and Vape Mat			SRD
1507: Other (Specify)			SRD
1508: Other (Specify)			SRD
16 Personal Care			
1601: Antiperspirant			SRD
1602: Baby Napkins of paper Pulp			SRD
1603: Creams			SRD
1604: Cosmetics and others			SRD
1605: Hair Relaxer, Straightener, etc.			SRD
1606: Medicated Soap			SRD
1607: Perfumes and Toilet Waters			SRD
1608: Petroleum Jelly			SRD
1609: Razors			SRD
1610: Shampoo			SRD
TOTAL			SRD

MODULE 14: Household consumption and expenses
Part B: Non-food expenses in the past 30 days

30 d

1 During the past 30 days , have you or other members of this household paid/purchased any of these items? <div style="text-align: center;"> MARK <input checked="" type="checkbox"/> YES OR <input type="checkbox"/> NO FOR ALL ITEMS BEFORE ASKING THE NEXT QUESTIONS </div>	2 ONLY FOR PURCHASED ITEMS How much did your household spend in [ITEM] during the past 30 days ? <div style="text-align: center;"> <input type="text"/> NO <input type="text"/> YES </div>
16 Personal Care	
1611: Sanitary Napkins of Paper	SRD
1612: Toilet Paper	SRD
1613: Toilet Soap (cakes)	SRD
1614: Tooth Brushes	SRD
1615: Toothpaste	SRD
1616: Baby diapers	SRD
1617: Diapers for adults	SRD
1618: Other (specify)	SRD
1619: Other (specify)	SRD
1620: Other (specify)	SRD
1621: Other (specify)	SRD
17 Medical Expenses	
1701: Medical insurance	SRD
1702: Other (specify)	SRD
1703: Other (specify)	SRD
18 Communications	
1801: Internet, phone, cable TV fees	SRD
1802: Mobile phone fee	SRD
1803: Internet TV (Netflix, etc.)	SRD
1804: Other (specify)	SRD
TOTAL	SRD

1 During the past 30 days , have you or other members of this household paid/purchased any of these items? <div style="text-align: center;"> MARK <input checked="" type="checkbox"/> YES OR <input type="checkbox"/> NO FOR ALL ITEMS BEFORE ASKING THE NEXT QUESTIONS </div>	2 ONLY FOR PURCHASED ITEMS How much did your household spend in [ITEM] during the past 30 days ? <div style="text-align: center;"> <input type="text"/> NO <input type="text"/> YES </div>
19 Stationary and drawing materials	
1901: Pens and pencils	SRD
1902: Notebooks	SRD
1903: Ballpoints	SRD
1904: Other (specify)	SRD
20 Other Services, n.e.c.	
2001: Maid	SRD
2002: Hairdresser	SRD
2003: Beauty Shop	SRD
2004: Barber	SRD
2005: Gym Fees	SRD
2006: Other (specify)	SRD
2007: Other (specify)	SRD
2008: Other (specify)	SRD
TOTAL	SRD

MODULE 14: Household consumption and expenses**Part C: Expenses on clothing and footwear in the past 3 months**RESPONDENT
ID CODE**3 m**

1 During the past 3 months , have you or other members of this household purchased any of these garments? <div> <div>MARK <input checked="" type="checkbox"/> YES</div> <div>OR NO FOR ALL GARMENTS</div> <div>BEFORE ASKING THE NEXT QUESTIONS</div> </div>	2 ONLY FOR PURCHASED GARMENTS How much did your household spend in [GARMENT] during the past 3 months ? <div> <div>NO</div> <div>YES</div> </div>
---	---

21 Clothes and footwear for men					
2101	Jeans trousers				SRD
2102	Shirts				SRD
2103	Shorts				SRD
2104	Suits				SRD
2105	Trousers (not jeans)				SRD
2106	T-shirts				SRD
2107	Briefs				SRD
2108	Socks				SRD
2109	Panties				SRD
2110	Pyjamas				SRD
2111	Boots				SRD
2112	Sandals				SRD
2113	Leather shoes				SRD
2114	Rubber shoes				SRD
2115	Pata/ sport shoes				SRD
2116	Other (Specify)				SRD
2117	Other (Specify)				SRD
2118	Other (Specify)				SRD
2119	Other (Specify)				SRD
2120	Other (Specify)				SRD
TOTAL					SRD

1 During the past 3 months , have you or other members of this household purchased any of these garments? <div> <div>MARK <input checked="" type="checkbox"/> YES</div> <div>OR NO FOR ALL GARMENTS</div> <div>BEFORE ASKING THE NEXT QUESTIONS</div> </div>	2 ONLY FOR PURCHASED GARMENTS How much did your household spend in [GARMENT] during the past 3 months ? <div> <div>NO</div> <div>YES</div> </div>
---	---

22 Clothes and footwear for women					
2201	Blouses				SRD
2202	Dresses				SRD
2203	Jeans trousers				SRD
2204	Trousers (not jeans)				SRD
2205	Shirts				SRD
2206	T-shirts				SRD
2207	Shorts				SRD
2208	Skirts				SRD
2209	Slacks				SRD
2210	Stockings and Panty Hose				SRD
2211	Suits - Costumes				SRD
2212	Brassiers				SRD
2213	Panties				SRD
2214	Pyjamas				SRD
2215	Boots				SRD
2216	Sandals				SRD
2217	Leather shoes				SRD
2218	Rubber shoes				SRD
2219	Pata/ sport shoes				SRD
2220	Other (Specify)				SRD
TOTAL					SRD

1 During the past 3 months , have you or other members of this household purchased any of these garments? <div> <div>MARK <input checked="" type="checkbox"/> YES</div> <div>OR NO FOR ALL GARMENTS</div> <div>BEFORE ASKING THE NEXT QUESTIONS</div> </div>	2 ONLY FOR PURCHASED GARMENTS How much did your household spend in [GARMENT] during the past 3 months ? <div> <div>NO</div> <div>YES</div> </div>
---	---

23 Clothes and footwear for boys					
2301	Jeans trousers				SRD
2302	Shirts				SRD
2303	Shorts				SRD
2304	Suits				SRD
2305	Trousers (not jeans)				SRD
2306	T-shirts				SRD
2307	Briefs				SRD
2308	Socks				SRD
2309	Panties				SRD
2310	Pyjamas				SRD
2311	Boots				SRD
2312	Sandals				SRD
2313	Leather shoes				SRD
2314	Rubber shoes				SRD
2315	Pata/ sport shoes				SRD
2316	Other (Specify)				SRD
2317	Other (Specify)				SRD
2318	Other (Specify)				SRD
2319	Other (Specify)				SRD
2320	Other (Specify)				SRD
TOTAL					SRD

MODULE 14: Household consumption and expenses**Part C: Expenses on clothing and footwear in the past 3 months****3 m**

1 During the past 3 months , have you or other members of this household purchased any of these garments? MARK <input checked="" type="checkbox"/> YES OR NO FOR ALL GARMENTS BEFORE ASKING THE NEXT QUESTIONS NO YES	2 ONLY FOR PURCHASED GARMENTS How much did your household spend in [GARMENT] during the past 3 months ?
---	--

24 Clothes and footwear for girls				
2401	Blouses			SRD
2402	Dresses			SRD
2403	Jeans trousers			SRD
2404	Trousers (not jeans)			SRD
2405	Shirts			SRD
2406	T-shirts			SRD
2407	Shorts			SRD
2408	Skirts			SRD
2409	Slacks			SRD
2410	Stockings			SRD
2411	Suits - Costumes			SRD
2412	Brassiers			SRD
2413	Panties			SRD
2414	Pyjamas			SRD
2415	Boots			SRD
2416	Sandals			SRD
2417	Leather shoes			SRD
2418	Rubber shoes			SRD
2419	Patent/ sport shoes			SRD
2420	Other (Specify)			SRD
TOTAL				SRD

1 During the past 3 months , have you or other members of this household purchased any of these garments? MARK <input checked="" type="checkbox"/> YES OR NO FOR ALL GARMENTS BEFORE ASKING THE NEXT QUESTIONS NO YES	2 ONLY FOR PURCHASED GARMENTS How much did your household spend in [GARMENT] during the past 3 months ?
---	--

25 Other Clothing and Accessories				
2501	Fabrics - for females			SRD
2502	Fabrics - for males			SRD
2503	Hand Bag			SRD
2504	Jewellery of Gold			SRD
2505	Jewellery of Silver			SRD
2506	Watches - for females			SRD
2507	Watches - for males			SRD
2508	Bijoux			SRD
2509	Make-up			SRD
2510	Belts			SRD
2511	Other (Specify)			SRD
2512	Other (Specify)			SRD
2513	Other (Specify)			SRD
2514	Other (Specify)			SRD
TOTAL				SRD

MODULE 14: Household consumption and expenses
Part D: Non-food expenses in the past 12 months

 RESPONDE
NT
ID CODE

12 m

1	MARK <input checked="" type="checkbox"/> YES OR NO <input type="checkbox"/> FOR ALL ITEMS BEFORE ASKING THE NEXT QUESTIONS	2	ONLY FOR PURCHASED ITEMS
During the past 12 months, have you or other members of this household purchased any of these items?		How much did your household spend on [ITEM] during the past 12 months?	
	NO YES		
26 Building Materials			
2601 Building Cement - (Grey)			SRD
2602 Building stones			SRD
2603 Sand			SRD
2604 Doors			SRD
2605 Galvanized Sheets and Ridge Caps			SRD
2606 Water paints			SRD
2607 Paints - Gloss			SRD
2608 Paints (not Stated)			SRD
2609 Vinyl and Vinyl Tiles			SRD
2610 Windows			SRD
2611 Wood - Krappa			SRD
2612 Wood - Green Heart			SRD
2613 Wood - Gele Kabbes			SRD
2614 Wood - Rode Kabbes			SRD
2615 Wood - Basralocus			SRD
2616 Wood - Mahony			SRD
2617 Wood - Wanna			SRD
2618 Iron to build foundation			SRD
2619 Zink plates			SRD
2620 Tiles			SRD
2621 Nails			SRD
TOTAL			SRD

1	MARK <input checked="" type="checkbox"/> YES OR NO <input type="checkbox"/> FOR ALL ITEMS BEFORE ASKING THE NEXT QUESTIONS	2	ONLY FOR PURCHASED ITEMS
During the past 12 months, have you or other members of this household purchased any of these items?		How much did your household spend on [ITEM] during the past 12 months?	
	NO YES		
27 Repair and Maintenance			
2701 Labour charges - Carpenters			SRD
2702 Labour charges - Electricians			SRD
2703 Labour charges - Masons			SRD
2704 Labour charges - Painters			SRD
2705 Labour charges - Plumbers			SRD
2706 Labour charges - Other labourers			SRD
28 Radio, TV, Hi-Fi Equipment and St			
2801 Flat-screen TV			SRD
2802 Colour television set			SRD
2803 DVD player			SRD
2804 Digital music player			SRD
2805 Portable radios			SRD
2806 Digital video camera			SRD
2807 Mobile phone			SRD
2808 Other (Specify)			SRD
2809 Other (Specify)			SRD
TOTAL			SRD

1	MARK <input checked="" type="checkbox"/> YES OR NO <input type="checkbox"/> FOR ALL ITEMS BEFORE ASKING THE NEXT QUESTIONS	2	ONLY FOR PURCHASED ITEMS
During the past 12 months, have you or other members of this household purchased any of these items?		How much did your household spend on [ITEM] during the past 12 months?	
	NO YES		
29 Furniture and Soft Furnishings			
2901 Bed			SRD
2902 Bed Stead			SRD
2903 Carpets			SRD
2904 Chairs			SRD
2905 Chest of Drawers			SRD
2906 Dining Room set			SRD
2907 Drapes & curtains			SRD
2908 Kitchen Cabinet			SRD
2909 Living Room set			SRD
2910 Mattresses			SRD
2911 Small Furnishings			SRD
2912 Wardrobes			SRD
2913 Table			SRD
2914 Standard lamp			SRD
2915 Bedside lamp			SRD
2916 Other (Specify)			SRD
2917 Other (Specify)			SRD
TOTAL			SRD

MODULE 14: Household consumption and expenses
Part D: Non-food expenses in the past 12 months

12 m

1		2		1		2		1		2	
During the past 12 months, have you or other members of this household purchased any of these items?		MARK <input checked="" type="checkbox"/> YES OR NO FOR ALL ITEMS BEFORE ASKING THE NEXT QUESTIONS		ONLY FOR PURCHASED ITEMS How much did your household spend on [ITEM] during the past 12 months?		During the past 12 months, have you or other members of this household purchased any of these items?		MARK <input checked="" type="checkbox"/> YES OR NO FOR ALL ITEMS BEFORE ASKING THE NEXT QUESTIONS		ONLY FOR PURCHASED ITEMS How much did your household spend on [ITEM] during the past 12 months?	
		NO	YES					NO	YES		
30 Household Appliances											
3001	Blenders										
3002	Washing Machines										
3003	Deep Freezers										
3004	Refrigerators										
3005	Electric Irons										
3006	Electric Stoves										
3007	Gas Stoves										
3008	Micro-wave and Toasters										
3009	Room Fans										
3010	Vacuum Cleaners										
3011	Air Conditioner										
3012	Other (Specify)										
31 Household Linens											
3101	Bed Linen										
3102	Towel										
3103	Tablecloth										
3104	Other (Specify)										
32 Glassware, Cutlery, and Crockery											
3201	Kitchen or Tableware (e.g. Forks etc.)										
3202	Dishes, Plates etc.										
3203	Other (Specify)										
TOTAL											
33 Maintenance and Parts for Motor Vehicles											
3301	Batteries										
3302	Car parts - other										
3303	New Tyres for Motor Cars										
3304	Service - Tune-up; grease & spray										
3305	Wages to Mechanic										
3306	Other (Specify)										
3307	Other (Specify)										
34 Insurance and Transport Equipment											
3401	Motor Car - Purchase										
3402	Motor Cycle - Purchase										
3403	Vehicle Insurance - Purchase										
3404	Bicycle - Purchase										
3405	Other (Specify)										
35 Licenses											
3501	Vehicle Registration Fee										
3502	Drivers Licenses Fee (Renew)										
3503	Other (Specify)										
3504	Other (Specify)										
36 Other Travel Expenses											
3601	Travel - Return Airfare										
3602	Other (Specify)										
TOTAL											
37 Recreation											
3701	Toys										
3702	PC (personal computer)										
3703	Laptop										
3704	Tablet										
3705	Video game console										
3706	Computer peripherals										
3707	Musical instruments										
3708	Holidays or tours (all-inclusive)										
3709	Other (Specify)										
38 Other Services, n.e.c.											
3801	Dress-making										
3802	Tailoring										
3803	Appliance and equipment Repairs										
3804	Legal Fees										
3805	Property/ land taxes										
3806	Weddings										
3807	Funerals										
3808	Birthday parties										
3809	Other (Specify)										
3810	Other (Specify)										
3811	Other (Specify)										
TOTAL											

Module 15 – Emigration

MODULE 15: Emigration

To be completed FOR ALL household members who have moved out of Suriname

ID Code	15.00 Respondent ID code for this Module	15.01 Are there any former members of this household who moved out of Suriname and who have been living abroad for 6 months or longer until now?	15.02 How many persons?	15.03 Full name of the former members of this household who have moved out of Suriname	15.04 Relation to the household head	15.05 Sex
		Yes 1 No 2 If No ► 16.00		15.03a First name 15.03b Last name	Spouse/ partner 2 Child of head/ child of spouse 3 Son/ daughter in law 4 Grandchild 5 Parent/ parent in law 6 Brother/ sister 7 Other relative 8 Visitor 9 Other non relative 10	Male 1 Female 2
A						
B						
C						
D						
E						
F						
G						
H						
I						
J						
K						
L						

MODULE 15: Emigration

To be completed FOR ALL household members who have moved out of Suriname

ID Code	15.06 Current age	15.07 What is his/her marital status? <i>RO</i>
		<i>Ask only if 10 years or older</i> <i>Record the current factual status</i> Never Married/Single 1 Living together 2 Legally married 3 Legally divorced 4 Separated 5 Widowed 6
A		
B		
C		

MODULE 15: Emigration

To be completed FOR ALL household members who have moved out of Suriname

ID Code	15.08 In what year did she/he move out of Suriname? <i>Examples: 1989, 2004, 2015</i>	15.09 <i>If the respondent does not remember the exact year, ask...</i> In what period did she/he move out of Suriname? Before 1970 1 1970 - 1979 2 1980 - 1989 3 1990 - 1999 4 2000 - 2009 5 2010 or after 6	15.10 Was s/he the household head when s/he left?	15.11 What was the most important reason for moving out of Suriname? More income 1 Work 2 Study 3 Marriage 4	15.12 What was his/her highest education level completed upon leaving? RO None 1 Primary 2 Secondary 3 High school 4 Tertiary (University/ other College) 5 Postgraduate Diploma/ M 6 Other 7	15.13 What country did she/he move to first? United States 1 The Netherlands 2 Guyana 3 Brasil 4 French Guyana 5 China 6 Other (Specify) 7	15.14 Specify country
A							
B							
C							

MODULE 15: Emigration

To be completed FOR ALL household members who have moved out of Suriname

ID Code	15.15 What country is s/he currently living in? United States 1 The Netherlands 2 Guyana 3 Brazil 4 French Guyana 5 China 6 Other 7	15.16 Specify country	15.17 And what city is she/he currently living in?	15.18 Since what year is s/he living in this city?	15.19 What is the highest education level she/he has completed? RO None 1 Primary 2 Secondary 3 High school 4 Tertiary (University/ other College) 5 Postgraduate Diploma/ M 6 Other 7	15.20 What is his/her main activity now? That is the activity that takes more time. Working 1 Looking for work 2 Keeping house 3 Studying 4 Retired 5 Incapacitated 6 Other 7	15.21 What is his/her occupation in his/her main job/ business (the one that takes more time)? Manager 1 Professional 2 Technician/ Associate 3 Professional 4 Clerical support worker 5 Service and sales worker 6 Skilled agriculture /fishery worker 6 Craft and related trades worker 7 Plant and machine operator 8 Elementary occupation 9 Other 10
A							
B							
C							

MODULE 15: Emigration

To be completed FOR ALL household members who have moved out of Suriname

ID Code	15.22 What is the name of his/her occupation? E.g. sales manager, sales clerk, mason, primary school teacher, hairdresser, cashier at supermarket, taxi driver, doctor, street seller, carpenter, etc.	15.23 Occupation code <i>If Add-ins menu is not available, click Ctrl Shift N to find the code</i>	15.24 What kind of goods are produced or services provided where he/she works? E.g. garments manufacturing, taxi service, banking, soap manufacturing, primary school, garment shop, supermarket, government office, health services (private clinic), etc.	15.25 Industry code <i>If Add-ins menu is not available, click Ctrl Shift N to find the code Answer and > 15.28</i>	15.26 What level of educational institution is she/he attending? RO Kindergarten 1 Primary 2 Secondary 3 High school 4 Tertiary (University/ other Postgrad Diploma/ Masters/ PhD) 5 Other 6 7 > 15.28	15.27 What is s/he studying?	15.28 Does she/he help this household sending cash or paying some of the household's expenses by credit card or by any other means of payment? Yes 1 No 2 <i>Next former member</i>	15.29 What is the approximate total amount she/he sent and/or paid in the past 12 months? 12 m 15.29a SRD 15.29b Euros 15.29c US Dollars
A								
B								
C								

Module 16 – Household energy consumption

MODULE 16: Household energy consumption

16.00	Respondent ID code for this Module	<input type="text"/>													
16.01	How many refrigerators are used in this household?	<input type="text"/>	If zero ► 16.03												
16.02	How old is this refrigerator? <i>If more than one refrigerator, refer to the oldest one</i>	<input type="text"/>													
	<table border="1"> <tr> <td>Less than 2 years old</td> <td>1</td> <td>5 to 9 years old</td> <td>3</td> </tr> <tr> <td>2 to 4 years old</td> <td>2</td> <td>Older than 9 years</td> <td>4</td> </tr> </table>	Less than 2 years old	1	5 to 9 years old	3	2 to 4 years old	2	Older than 9 years	4						
Less than 2 years old	1	5 to 9 years old	3												
2 to 4 years old	2	Older than 9 years	4												
16.03	How many separate freezers (that are not part of a refrigerator) are used by this household?	<input type="text"/>	If zero ► 16.06												
16.04	How would you describe the size of this freezer? <i>RO</i> <i>If more than one freezer, refer to the biggest one</i>	<input type="text"/>													
	<table border="1"> <tr> <td>Small (14 cubic feet or less)</td> <td>1</td> </tr> <tr> <td>Medium (15 to 18 cubic feet)</td> <td>2</td> </tr> <tr> <td>Large (19 to 22 cubic feet)</td> <td>3</td> </tr> <tr> <td>Very Large (more than 22 cubic feet)</td> <td>4</td> </tr> </table>	Small (14 cubic feet or less)	1	Medium (15 to 18 cubic feet)	2	Large (19 to 22 cubic feet)	3	Very Large (more than 22 cubic feet)	4						
Small (14 cubic feet or less)	1														
Medium (15 to 18 cubic feet)	2														
Large (19 to 22 cubic feet)	3														
Very Large (more than 22 cubic feet)	4														
16.05	About how old is this freezer?	<input type="text"/>													
	<table border="1"> <tr> <td>Less than 2 years old</td> <td>1</td> <td>5 to 9 years old</td> <td>3</td> </tr> <tr> <td>2 to 4 years old</td> <td>2</td> <td>Older than 9 years</td> <td>4</td> </tr> </table>	Less than 2 years old	1	5 to 9 years old	3	2 to 4 years old	2	Older than 9 years	4						
Less than 2 years old	1	5 to 9 years old	3												
2 to 4 years old	2	Older than 9 years	4												
16.06	How many microwave ovens are used in this household?	<input type="text"/>	If zero ► 16.08												
16.07	In an average week, how many minutes does this household use this/these microwave ovens in total?	<input type="text"/>													
	<table border="1"> <tr> <td>Less than 5 minutes</td> <td>1</td> <td>31 to 60 minutes</td> <td>4</td> </tr> <tr> <td>5 to 15 minutes</td> <td>2</td> <td>More than 60 minutes</td> <td>5</td> </tr> <tr> <td>16 to 30 minutes</td> <td>3</td> <td></td> <td></td> </tr> </table>	Less than 5 minutes	1	31 to 60 minutes	4	5 to 15 minutes	2	More than 60 minutes	5	16 to 30 minutes	3				
Less than 5 minutes	1	31 to 60 minutes	4												
5 to 15 minutes	2	More than 60 minutes	5												
16 to 30 minutes	3														
16.08	Does this household use an electric coffee maker?	<input type="text"/>													
	<table border="1"> <tr> <td>Yes</td> <td>1</td> </tr> <tr> <td>No</td> <td>2</td> </tr> </table>	Yes	1	No	2										
Yes	1														
No	2														
16.09	Does this household use an automatic dishwasher?	<input type="text"/>													
	<table border="1"> <tr> <td>Yes</td> <td>1</td> </tr> <tr> <td>No</td> <td>2</td> </tr> </table>	Yes	1	No	2	► 16.11									
Yes	1														
No	2														
16.10	About how old is this dishwasher? <i>If more than one dishwasher, refer to the oldest one</i>	<input type="text"/>													
	<table border="1"> <tr> <td>Less than 2 years old</td> <td>1</td> <td>5 to 9 years old</td> <td>3</td> </tr> <tr> <td>2 to 4 years old</td> <td>2</td> <td>Older than 9 years</td> <td>4</td> </tr> </table>	Less than 2 years old	1	5 to 9 years old	3	2 to 4 years old	2	Older than 9 years	4						
Less than 2 years old	1	5 to 9 years old	3												
2 to 4 years old	2	Older than 9 years	4												
16.11	How many clothes washing machines are used by this household?	<input type="text"/>	If zero ► 16.15												
16.12	In an average week, how many loads of laundry are washed in this/these clothes washer/s?	<input type="text"/>													
	<table border="1"> <tr> <td>1 load or less each week</td> <td>1</td> </tr> <tr> <td>2 to 4 loads each week</td> <td>2</td> </tr> <tr> <td>5 to 9 loads each week</td> <td>3</td> </tr> <tr> <td>More than 9 loads</td> <td>4</td> </tr> </table>	1 load or less each week	1	2 to 4 loads each week	2	5 to 9 loads each week	3	More than 9 loads	4						
1 load or less each week	1														
2 to 4 loads each week	2														
5 to 9 loads each week	3														
More than 9 loads	4														
16.13	What water temperature setting is usually used for the wash cycle of this/these clothes washer/s?	<input type="text"/>													
	<table border="1"> <tr> <td>Hot</td> <td>1</td> </tr> <tr> <td>Warm</td> <td>2</td> </tr> <tr> <td>Cold</td> <td>3</td> </tr> </table>	Hot	1	Warm	2	Cold	3								
Hot	1														
Warm	2														
Cold	3														
16.14	About how old is this clothes washer? <i>If more than one clothes washer, refer to the oldest</i>	<input type="text"/>													
	<table border="1"> <tr> <td>Less than 2 years</td> <td>1</td> <td>5 to 9 years old</td> <td>3</td> </tr> <tr> <td>2 to 4 years old</td> <td>2</td> <td>Older than 9 years</td> <td>4</td> </tr> </table>	Less than 2 years	1	5 to 9 years old	3	2 to 4 years old	2	Older than 9 years	4						
Less than 2 years	1	5 to 9 years old	3												
2 to 4 years old	2	Older than 9 years	4												
16.15	How many TV sets are used in this household?	<input type="text"/>	If zero ► 16.17												
16.16	How many hours is/are this/these TV set/s turned on each weekend day? Include the time it/they is/are on even if no one is actually watching	<input type="text"/>													
	<table border="1"> <tr> <td>Less than 1 hour</td> <td>1</td> <td>7 to 10 hours</td> <td>4</td> </tr> <tr> <td>1 to 3 hours</td> <td>2</td> <td>More than 10 hours</td> <td>5</td> </tr> <tr> <td>4 to 6 hours</td> <td>3</td> <td></td> <td></td> </tr> </table>	Less than 1 hour	1	7 to 10 hours	4	1 to 3 hours	2	More than 10 hours	5	4 to 6 hours	3				
Less than 1 hour	1	7 to 10 hours	4												
1 to 3 hours	2	More than 10 hours	5												
4 to 6 hours	3														

MODULE 16: Household energy consumption

16.17 How many computers are used in this household?

Number of desktop computers

Number of laptops or notebooks

*If both are zero then
then ► 16.19*

16.18 How many hours each day is/are this/these used in total?

Less than 1 hour	1
1 to 3 hours	2
More than 3 hours	3

16.19 Does this household use any stereo equipment?

Yes	1
No	2

16.20 Does this household use any air conditioning equipment?

Yes	1
No	2

► 16.22

16.21 What type of air conditioning equipment does this household use?

A central system	1
Individual units in the windows or wall	2
Both	3

16.22 How many ceiling fans does this household use?

*If zero ► 16.24*16.23 How often do you use this/these fans? *RO*

Only a few days or nights, when it is really needed	1
Quite a bit	2
The whole day	3
Never	4

16.24 How many bulbs does this household use?

16.24a Conventional bulbs	<input type="text"/>
16.24b Low-consumption bulbs	<input type="text"/>
16.24c Halogen bulbs	<input type="text"/>
16.24d Other types of bulbs	<input type="text"/>

16.25 Does your household use any other energy sources?

E.g. Generator, sun energy.

Yes	1
No	2


16.26 How would you rate the adequacy of the electricity supply for this household? *RO*

Less than adequate	1
Adequate	2
More than adequate	3

16.27 EBS customer number? *Copy this from the electricity bill*16.28 EBS connection number? *Copy this from the electricity bill*16.29 EBS meter number? *Observe the meter and report*

Flap

The left-hand side of the questionnaire's back cover (the flap) can be folded out to have the household roster visible at all times during the interview.



ID Code	Copy from		Record who responds for each member	If questions about a member 15 years of age or older are answered by somebody else, state the reason here Be as specific as possible	Check <input checked="" type="checkbox"/> the member who responds each of the following modules					
	1.01a	1.01c			Module 12	Module 13	Module 14		Module 15	Module 16
	Name	Age			Agriculture and animal breeding	Housing	Food consumption and expenses	Non-food expenses	Emigration	Household energy consumption
01										
02										
03										

Annex 3

SSLC codebook

This annex presents the contents of the 11 files that constitute the SSLC database, with the name, the label and the kind of values contained in each variable.

The names of most variables are simple variations of their question codes on the questionnaire (e.g., variable q13_01, labeled “Type of dwelling”, in the database file RT001, contains the answers to question 13.01, “What type of **dwelling** is this”, in Module 13.)

Column “Values” contain the encoding used for categorical variables, or a reference to the special codes reproduced in *Annex 4*. For numerical variables, the column contains the range of acceptable values considered by the data entry program. The conventional caption “Dummy” flags the variables where the interviewer was instructed to eventually check a box on the questionnaire; these variables contain a “1” if the box was checked ☒, or a blank if it was not checked ☐.

The codebook below contains all of the variables in the “Restricted” version of the data files. Certain variables are excluded from the “Public” version.

Database file RT001 – Household-level information

Database file RT001 - Household		
Name	Label	Values
hhid	Household Identifier	Number
weight	Sampling weight (final weight)	Number
psu	Primary Sampling Unit (Enumeration District)	Number
stratum	Sampling Stratum	Numbers 1 to 11
psus_N	Number of PSUs in the stratum	Number
CA	EBS Connection Area	String
domain	Estimation domain	[1: Great Paramaribo; 2: Rest of the coastal region; 3: Interior]
gp_subdom	Great Paramaribo subdomains	[1: Paramaribo; 2: Paramaribo outskirts]
extra	Extra digit (for dwellings with more than one household)	Numbers 1 to 9
district	District	DISTRICTS codes
resort	Resort	RESORTS codes
lat_dec	Latitude (decimal degrees)	Number
lat_deg	Latitude_degrees	Numbers 2 to 5
lat_min	Latitude_minutes	Numbers 0 to 59
lat_sec	Latitude_seconds	Numbers 0 to 59.9
lat_cen	Latitude of the PSU centroid (decimal degrees)	Number
long_dec	Longitude (decimal degrees)	Number
long_deg	Longitude_degrees	Numbers 54 to 57
long_min	Longitude_minutes	Numbers 0 to 59
long_sec	Longitude_seconds	Numbers 0 to 59.9
long_cen	Longitude of the PSU centroid (decimal degrees)	Number
density	Population density hab/km2 (as per LandScan)	Number
highdens	Population density>1,000 hab/km2 (as per LandScan)	Dummy
fort	Fortnight	Numbers 1 to 24
address	Address	String
finalresult	Final Result	[1: Fully completed; 2: Partially completed; 3: Temporarily absent; 4: Refusal; 5: Vacant dwelling; 6: Secondary residence; 7: Not a dwelling; 8: Not interviewed for other reasons]

Database file RT001 - Household		
Name	Label	Values
nonresp1	Non Respondent 1	Numbers 1 to 24
nonresp2	Non Respondent 2	Numbers 1 to 24
nonresp3	Non respondent 3	Numbers 1 to 24
interv	Interviewer Code	Numbers 11 to 35
superv	Supervisor Code	Numbers 01 to 15
coder	Coder Code	Undefined
q8_08a	Security mesures - Guard dogs	Dummy
q8_08b	Security mesures - Private security	Dummy
q8_08c	Security mesures - Car alarm	Dummy
q8_08d	Security mesures - House alarm	Dummy
q8_08e	Security mesures - Burglar bars	Dummy
q8_08f	Security mesures - Security cameras	Dummy
q8_08g	Security mesures - Other	Dummy
q8_09	Spenditure of the household in safety measures in the past 2 years	Numbers 0 to 10000
q12_00	Respondent ID code_Landholding	Numbers 1 to 8
q12_a	Anybody who grows crops or raises animals primarily for sale?	[1: Yes; 2: No]
q12_01a	Total homestead land (Hectares)	Numbers 0 to 999.9
q12_01b	Total homestead land owned (Square meters)	Numbers 0 to 9999
q12_02	Total homestead land rented (Hectares)	Numbers 0 to 999.9
q12_02b	Total Homestead land rented (Sqaure meters)	Numbers 0 to 9999
q12_03a	Total arable land owned (Hectares)	Numbers 0 to 999.9
q12_03b	Total arable land owned (Square meters)	Numbers 0 to 9999
q12_04a	Arable land rented/share-cropped (Hectares)	Numbers 0 to 999.9
q12_04b	Arable land rented/share-cropped (Square meters)	Numbers 0 to 9999
q12_05	Accounting records?	[1: Yes, detailed; 2: Yes, simplified; 3: Yes, informal; 4: No]
q12_06	Attended to the Financial Training?	[1: Yes; 2: No]
q12_07	Crops, vegetables or fruits cultivated by anyone in the household in the past 12 months	[1: Yes; 2: No]
q12_12	Livestock or poultry in the past 12 months	[1: Yes; 2: No]
q12_19	Crop or animal by-products in the past 12 months	[1: Yes; 2: No]
q12_22	Fishing or fish farming activity in the past 12 months	[1: Yes; 2: No]
q12_25	Any money spent on agricultural inputs in the past 12 months?	[1: Yes; 2: No]
q13_00	Respondent ID Code_Housing	Numbers 1 to 8
q13_01	Type of dwelling	[1: House; 2: Apartment; 3: Part of Commercial building; 4: Hut; 5: Other]
q13_02	Type of ownership of dwelling	[1: Owned (with mortgage); 2: Owned (without mortgage); 3: Boedel (inheritance); 4: Rented room in larger dwelling; 5: Private rented/leased; 6: Squatted; 7: Rent-free; 8: Other]
q13_03	Type of ownership of land	[1: Owned (with mortgage); 2: Owned (without mortgage); 3: Boedel (inheritance); 4: Rented room in larger dwelling; 5: Private rented/leased; 6: Squatted; 7: Rent-free; 8: Other]
q13_04	Building year	Numbers 1930 to 2016
q13_05	Any major renovations?	[1: Yes; 2: No]
q13_06	Type of renovations	String
q13_07	Year of latest renovation	Numbers 1900 to 2016
q13_08	Dwelling outer walls	[1: Wood; 2: Wood and building stones/bricks; 3: Wood and concret/ cement boards; 4: Wood and galva; 5: Building stones; 6: Concrete/concrete boards; 7: PCV ail; 8: Zinc plates/galva; 9: Other]
q13_09	Dwelling foundations	[1: Fully enclosed masonry; 2: Pillars or columns; 3: Other]
q13_10	Dwelling floor	[1: Masonry; 2: Wood; 3: Cement board; 4: Combination of any of the previous; 5: Tiles; 6: Other]
q13_11	Roofing	[1: Metal roofing sheets/roof tiles; 2: Wooden roof tiles; 3: Concrete; 4: Tiles; 5: Asbestos; 6: Palm leaves; 7: Other]
q13_12a	Security devices - Security camera	Dummy
q13_12b	Security devices - Security lighting	Dummy
q13_12c	Security devices - Perimeter fencing	Dummy
q13_12d	Security devices - Security Bars on ALL Windows	Dummy

Database file RT001 - Household		
Name	Label	Values
q13_12e	Security devices - Security Bars on SOME Windows	Dummy
q13_12f	Security devices - House alarm	Dummy
q13_12g	Security devices - Smoke detectors	Dummy
q13_13	Fuel used for cooking	[1: Natural gas; 2: Petroleum; 3: Electricity; 4: Gasl; 5: Solar energy; 6: Biogas; 7: None; 8: Other]
q13_14	Type of toilet facilities	[1: WC (flush toilet linked to septic tank); 2: WC (flush toilet not linked to septic tank); 3: Open dwell or hole in the ground; 4: River or creek; 5: Bush or field; 6: Other (specify)]
q13_15	Water supply	[1: Piped in dwelling; 2: Piped out of dwelling (=>200m); 3: Piped out of dwelling (>200); 4: Rainwater in ton/bin/tank; 5: Well; 6: Creek/river; 7: Water tank/truck; 8: Other]
q13_16	Water deliver	[1: SMH; 2: NH; 3: Private Company; 4: Other]
q13_17	Type of lighting	[1: Electricity directle from EBS; 2: Electricity directly from the government (NH/RO); 3: Electricity through the neighbor's dwelling; 4: Private light engine; 5: Petroleum light/candle/dia; 6: Solar energy; 7: No type of lighting; 8: Other]
q13_18	Total number of rooms	Numbers 1 to 10
q13_19	Rooms used solely by this household	Numbers 1 to 10
q13_20	# of rooms used solely as bedrooms by members of this hhousehold	Numbers 0 to 10
q13_21	# of rooms sublet to non-household members	Numbers 0 to 6
q13_22	# of rooms vacant	Numbers 0 to 4
q13_23a	# of stoves	Numbers 0 to 2
q13_23b	# of cook rings	Numbers 0 to 4
q13_23c	# of water tanks	Numbers 0 to 2
q13_23d	# of solar water heaters	Numbers 0 to 1
q13_23e	# of cable/satellite TVs	Numbers 0 to 1
q13_23f	# of fixed line phones	Numbers 0 to 2
q13_23g	# of cell phones	Numbers 0 to 6
q13_23h	# of game consoles	Numbers 0 to 3
q13_23i	# of automobiles	Numbers 0 to 3
q13_24	Shelter for flood or hurricane	[1: This dwelling; 2: Relatives; 3: Friends; 4: School; 5: Other]
q14_00	Respondent ID Code_Household consuption and expenses Part A	Numbers 1 to 8
q14_B1	Respondent ID Code_Household consuption and expenses Part B	Numbers 1 to 8
q14_C1	Respondent ID Code_Household consuption and expenses Part C	Numbers 1 to 8
q14_D1	Respondent ID Code_Household consuption and expenses Part C	Numbers 1 to 8
q15_00	Respondent ID Code - Emigration	Numbers 1 to 12
q15_01	Former members abroad?	[1: Yes; 2: No]
q15_02	Number of former members abroad	Numbers 1 to 12
q16_00	Respondent ID Code - Household Energy consumption	Numbers 1 to 12
q16_01	Number of refrigerators	Numbers 0 to 5
q16_02	Age of the refrigerator	[1: Less than 2 year old; 2: 2 to 4 years old; 3: 5 to 9 years old; 4: Older than 9 years]
q16_03	Number of separate freezers	Numbers 0 to 5
q16_04	Size of the freezer	[1: Small; 2: Medium; 3: Large; 4: Very large]
q16_05	Age of the freezer	[1: Less than 2 year old; 2: 2 to 4 years old; 3: 5 to 9 years old; 4: Older than 9 years]
q16_06	Number of microwave ovens	Numbers 0 to 4
q16_07	Minutes of use of the microwave	[1: Less than 5 minutes; 2: 5 to 10 minutes; 3: 16 to 30 minutes; 4: 31 to 60 minutes; 5: More than 60 minutes]
q16_08	Use - Electric coffee maker	[1: Yes; 2: No]
q16_09	Use - automatic dishwasher	[1: Yes; 2: No]
q16_10	Age of the dishwasher	[1: Less than 2 year old; 2: 2 to 4 years old; 3: 5 to 9 years old; 4: Older than 9 years]
q16_11	Use - Washing machines	Numbers 0 to 4
q16_12	Average use - Washing machines	[1: 1 load or less each week; 2: 2 to 4 loads each week; 3: 5 to 9 load each week; 4: More than 9 loads]
q16_13	Water temperature setting	[1: Hot; 2: Warm; 3: Cold]

Database file RT001 - Household		
Name	Label	Values
q16_14	Age of the clothes washer	[1: Less than 2 year old; 2: 2 to 4 years old; 3: 5 to 9 years old; 4: Older than 9 years]
q16_15	Use - TV sets	Numbers 0 to 6
q16_16	Hours of use TV sets	[1: Less than 1 hour; 2: 1 to 3 hours; 3: 4 to 6 hours; 4: 7 to 10 hours; 5: More than 10 hours]
q16_17a	Computers use in the household - Number of desktop computers	Numbers 01 to 010
q16_17b	Computers use in the household - Number of laptops or notebooks	Numbers 0 to 10
q16_18	Hours of computers use	[1: Less than 1 hour; 2: 1 to 3 hours; 3: More than 3 hours]
q16_19	Stereo equipment use in the household	[1: Yes; 2: No]
q16_20	Air conditioning equipment use in the household	[1: Yes; 2: No]
q16_21	Type of air conditioning equipment	[1: A central system; 2: Individual units in the windows or wall; 3: Both]
q16_22	Ceiling fans use in the household	Numbers 0 to 10
q16_23	Use of ceiling fans	[1: Only a few days or nights, when it is really needed; 2: Quite a bit; 3: The whole day; 4: Never]
q16_24a	Number of conventional lights bulbs in use in the household	Numbers 0 to 40
q16_24b	Number of low consumption lights bulbs in use in the household	Numbers 0 to 40
q16_24c	Number of halogen lights bulbs in use in the household	Numbers 0 to 40
q16_24d	Number of other lights bulbs in use in the household	Numbers 0 to 40
q16_25	Other sources of energy in use in the household	[1: Yes; 2: No]
q16_26	Rate of the electricity supply	[1: Less than adequate; 2: Adequate; 3: More than adequate]
q16_27	EBS Customer number	String
q16_28	EBS connection number	String
DKs	Number of "Don't Knows"	Numbers 0 to 99
q16_29	Meter Number	String
multihh	For multiple hhs, does this HH share...	[1: The dwelling; 2: The address but not the dwelling]

Database file RT002 – Individual-level information

Database file RT002 - Individual		
Name	Label	Values
hhid	Household Identifier	Number
weight	Sampling weight (final weight)	Number
psu	Primary Sampling Unit (Enumeration District)	Number
stratum	Sampling Stratum	Numbers 1 to 11
psus_N	Number of PSUs in the stratum	Number
CA	EBS Connection Area	String
domain	Estimation domain	[1: Great Paramaribo; 2: Rest of the coastal region; 3: Interior]
gp_subdom	Great Paramaribo subdomains	[1: Paramaribo; 2: Paramaribo outskirts]
extra	Extra digit (for dwellings with more than one household)	Numbers 1 to 9
memberid	ID code	Numbers 1 to 12
fort	Fortnight	Numbers 1 to 24
interv	Interviewer Code	Numbers 11 to 35
q1_01a	Maiden name	String
q1_01b	Last name	String
q1_01c	First name	String
q1_02	Relation to the head of household	[01: Head; 02: Spouse/ partner; 03: Child of head/ child of spouse; 04: Son/ daughter in law; 05: Grandchild; 06: Parent/ parent in law; 07: Brother/ sister; 08: Other relative; 09: Domestic servant/maid; 10: Other non relative]
q1_03	Sex	[1: Male; 2: Female]
q1_04	Age	Numbers 0 to 105
q1_05_d	Birth date DD	Numbers 1 to 31
q1_05_m	Birth date MM	Numbers 1 to 12
q1_05_y	Birth date YYYY	Numbers 1900 to 2017
q1_06	Module Person Check	Dummy
q1_07	Ethnic group	[1: Creole/ Afrosurinamese; 2: East Indian; 3: Maroon; 4: Amerindian/ Indigenous; 5: Javanese; 6: Chinese; 7: White; 8: Mixed; 9: Other]
q1_08	Religion	[01: Roman Catholic; 02: Lutheran; 03: Evangelical; 04: Moravian; 05: Reformed church; 06: Hindu; 07: Islam; 08: Jehovah Witness; 09: Javanism; 10: Jewish; 11: Winti; 12: Other; 13: None]
q1_09	Marital status	[1: Never married/Single; 2: Living together; 3: Legally married; 4: Legally divorced; 5: Separated; 6: Widowed]
q1_10	Cell phone number	String
q2_00	Respondent ID code	Numbers 1 to 24
q2_01	Country of birth	[1: Suriname; 2: The Netherlands; 3: Guyana; 4: Brasil; 5: French Guyana; 6: China; 7: Other]
q2_02	Other country specification	String
q2_03	Lived abroad for a period of 6 months or longer	[1: Yes; 2: No]
q2_04_1a	Last 2 countries where you lived_1	[1: United States; 2: The Netherlands; 3: Guyana; 4: Brasil; 5: French Guyana; 6: China; 7: Other]
q2_04_1b	Other country specification_1	String
q2_04_2a	Last 2 countries where you lived_2	[1: United States; 2: The Netherlands; 3: Guyana; 4: Brasil; 5: French Guyana; 6: China; 7: Other]
q2_04_2b	Other country specification_2	String
q2_05	Main reason for living abroad	[1: Born abroad; 2: Study/ Education; 3: Family reasons; 4: Better living conditions; 5: Work; 6: Retirement; 7: To start business; 8: Health; 9: Other]
q2_06	Main reason for returning to Suriname	[01: Regard it as home; 02: Family is here; 03: Marriage; 04: Deported; 05: Retired; 06: To start business; 07: The Weather; 08: To obtain employment; 09: Health Reasons; 10: Return from study; 11: Other]
q2_07	Years residing in Suriname on a continuous basis	Numbers 0 to 60
q2_08	Place of residence a year ago	[1: At this address; 2: Another address in this district; 3: In another district; 4: Abroad; 5: Was not born yet]

Database file RT002 - Individual		
Name	Label	Values
q2_09	District of residence a year ago	DISTRICTS codes
q2_10	Country of residence a year ago	String
q3_01	Ever attended school?	[1: Yes; 2: No]
q3_02	Currently enrolled?	[1: Yes; 2: No]
q3_03	Public or private institutions	[1: Public; 2: Private]
q3_04	Level now attending	[1: Kindergarten; 2: GLO/ BO; 3: VOJ (LTS, MULO, LBO); 4: VOS (IMEAO, NATIN, AMTO, HAVO, VWO, CPI, SPI, ACI); 5: Tertiary (HBO/ University/ other College); 6: Masters/ PhD; 7: Other]
q3_05	Field of education	String
q3_06	Enrolled full-time or part-time	[1: Full-time; 2: Part-time]
q3_07	Onsite or online education	[1: Onsite; 2: Online; 3: Both]
q3_08	Educational grade/ year attending	Numbers 0 to 20
q3_09	Missed school days in the last school year	Numbers 0 to 31
q3_10	Last term report seen	[1: Yes; 2: No]
q3_11	Most frequent reason for missing school last term	[01: Illness; 02: Financial problems; 03: Transportation problems; 04: Working; 05: Home duties; 06: Not worth going; 07: Do not feel like going; 08: Pregnant/Young mother; 09: Baby sitting; 10: Apprenticeship; 11: Fear of being bullied; 12: Menstrual Problems; 13: Lack of uniform; 14: Expulsion/Suspension; 15: Other]
q3_12	Usual means to get to school	[1: Walking; 2: Cycling; 3: Public Bus; 4: Taxi; 5: Private Sector Vehicle; 6: Private Car/Motorcycle; 7: Boat; 8: Other]
q3_13	Time to get to school from household (minutes)	Numbers 0 to 120
q3_14	Feeding program at school	[1: Yes; 2: No]
q3_15	Reception of meals or snacks from feeding program at school	[1: Yes; 2: No]
q3_16	All textbooks required for use at school	[1: Yes, has ALL books for exclusive use; 2: Yes, has ALL but shares with others; 3: Has only some books; 4: Has none]
q3_17a	Textbooks - borrowed for use during year	Dummy
q3_17b	Textbooks - received from relatives or friends	Dummy
q3_17c	Textbooks - purchased new	Dummy
q3_17d	Textbooks - purchased second hand	Dummy
q3_17e	Textbooks - bought some/ got some on loan or free	Dummy
q3_17f	Textbooks - received from community organization	Dummy
q3_17g	Textbooks - government book loan	Dummy
q3_17h	Textbooks - from the school or institution at no cost	Dummy
q3_17i	Textbooks - Other	Dummy
q3_18a	Reason for not having all textbooks - Books not available	Dummy
q3_18b	Reason for not having all textbooks - Could not afford	Dummy
q3_18c	Reason for not having all textbooks - Books available in school library	Dummy
q3_18d	Reason for not having all textbooks - Books were lost or destroyed	Dummy
q3_18e	Reason for not having all textbooks - Books to be purchased	Dummy
q3_18f	Reason for not having all textbooks - Other	Dummy
q3_19a	Education expenditure in registration fees (past 12 months)	Numbers 0 to 9999
q3_19b	Education expenditure in examination fees (past 12 months)	Numbers 0 to 9999
q3_19c	Education expenditure in tuition fees (past 12 months)	Numbers 0 to 9999
q3_19d	Education expenditure in text books (past 12 months)	Numbers 0 to 9999
q3_19e	Education expenditure in exercise books, stationery (past 12 months)	Numbers 0 to 9999
q3_19f	Education expenditure in uniform dress, footwear (past 12 months)	Numbers 0 to 9999
q3_19g	Education expenditure in private tutoring (past 12 months)	Numbers 0 to 9999
q3_19h	Education expenditure in accomodation Expenses (incl. food) (past 12 months)	Numbers 0 to 9999
q3_19i	Education expenditure in transport cost (past 12 months)	Numbers 0 to 9999
q3_19j	Education expenditure in food or snacks at school (past 12 months)	Numbers 0 to 9999
q3_19k	Education expenditure in other items (past 12 months)	Numbers 0 to 9999
q3_19l	Education expenditure - TOTAL (past 12 months)	Numbers 0 to 99999

Database file RT002 - Individual		
Name	Label	Values
q3_20	Highest level of education attended	[1: None; 2: Primary; 3: VOJ (LTS, MULO, LBO, ULO); 4: VOS (IMEAO, NATIN, AMTO, HAVO, VWO, CPI, SPI, ACI); 5: Teritiary (HBO/ University/ College); 6: Masters/ PhD; 7: Other]
q3_21	Field of study	String
q3_22	Level complete	[1: Yes; 2: No]
q3_23	Educational grade/ year completed	Numbers 0 to 20
q3_24	Main reason for not continue studying	[1: Did not like studying/ was not interested; 2: Could not afford the expenses; 3: Needed to work; 4: Was ill/ disabled; 5: Other]
q4_01a	Financial child support	Dummy
q4_01b	School Transportation	Dummy
q4_01c	Day Care Centre Foundation (SBEC)	Dummy
q4_01d	Housing Program	Dummy
q4_01e	Foundation for Mobilization and Development (SAO)	Dummy
q4_01f	School Clothing/Uniform	Dummy
q4_01g	Financial Assistance/Alivio (FB)	Dummy
q4_01h	Financial Assistance - Disability Payment	Dummy
q4_01i	Food For Kids (Child Feeding Program)	Dummy
q4_01j	Scholarships and Allowance (School Fees)	Dummy
q4_01k	Foundation for Productive Working Unities (Stichting Productive Werkenheden - SPWE)	Dummy
q4_01l	Community Development Program (Gemeenschap ontwikkeling programma)	Dummy
q4_01m	Elderly care	Dummy
q4_01n	Youth Care	Dummy
q4_01o	Construction of and House Repair	Dummy
q4_01p	Others	Dummy
q4_01_Total	Total number of programs	Numbers 0 to 16
q4_02_1a	Programme 1: Code	String
q4_02_1b_m	Programme 1: Enrollment month	Numbers 1 to 12
q4_02_1b_y	Programme 1: Enrollment year	Numbers 2000 to 2016
q4_02_1c	Programme 1: Received in cash	Numbers 0 to 2000
q4_02_2a	Programme 2: Code	String
q4_02_2b_m	Programme 2: Enrollment month	Numbers 1 to 12
q4_02_2b_y	Programme 2: Enrollment year	Numbers 2000 to 2016
q4_02_2c	Programme 2: Received in cash	Numbers 0 to 2000
q4_02_3a	Programme 3: Code	String
q4_02_3b_m	Programme 3: Enrollment month	Numbers 1 to 12
q4_02_3b_y	Programme 3: Enrollment year	Numbers 2000 to 2016
q4_02_3c	Programme 3: Received in cash	Numbers 0 to 2000
q4_03	Received in kind_progs123	String
q5_00	Respondent ID Code_Health	Numbers 1 to 24
q5_01	Weight (Kg)	Numbers 15 to 260
q5_02	Height (Centimeters)	Numbers 80 to 195
q5_03a	Attend a gym at least once per week	Dummy
q5_03b	Engage in a sport game at least once per week	Dummy
q5_03c	Go jogging at least once per week	Dummy
q5_03d	Ride with a riding club/ group at least once per week	Dummy
q5_03e	Take regular walks at least 3 days per week	Dummy
q5_03f	Other physical activity	Dummy
q5_04	General medical checkup at least once a year	[1: Yes; 2: No]
q5_05	Dental checkup at least once a year	[1: Yes; 2: No]
q5_06	Condition - Diabetes	Dummy
q5_06b	Condition - High blood pressure	Dummy
q5_06c	Condition - Heart condition	Dummy
q5_06d	Condition - Cervical cancer	Dummy
q5_06e	Condition - Asthma	Dummy
q5_06f	Condition - Arthritis	Dummy

Database file RT002 - Individual		
Name	Label	Values
q5_06g	Breast cancer	Dummy
q5_06h	Prostate cancer	Dummy
q5_06i	Other type of cancer	Dummy
q5_07a	Disability - Speech	Dummy
q5_07b	Disability - Sight	Dummy
q5_07c	Disability - Hearing	Dummy
q5_07d	Disability - Physical	Dummy
q5_08a	Disease past 3 months - Diarrhea	Dummy
q5_08b	Disease past 3 months - Angina	Dummy
q5_08c	Disease past 3 months - Bronchitis	Dummy
q5_08d	Disease past 3 months - Pneumonia	Dummy
q5_08e	Disease past 3 months - Flu	Dummy
q5_08f	Disease past 3 months - Dengue fever	Dummy
q5_08g	Disease past 3 months - Zika	Dummy
q5_08h	Disease past 3 months - Chikungunya	Dummy
q5_09a	Disease ever- Dengue fever	Dummy
q5_09b	Disease ever- Zika	Dummy
q5_09c	Disease ever- Chikungunya	Dummy
q5_10	Unable to carry on usual activities due to illness or injury in past 3 months	[1: Yes, only illness; 2: Yes, only injury; 3: Yes, illness and injury; 4: No]
q5_11	Days unable to carry on usual activities due to illness or injury in the past 3 months	Numbers 1 to 92
q5_12	Missed days of work without pay	Numbers 0 to 31
q5_13	Minutes that it takes to go to the health facility	Numbers 0 to 399
q5_14	Last time visited a health practitioner	[1: 3 or less months ago; 2: Between 4 and 6 months ago; 3: Between 7 and 12 months ago; 4: Over 12 months ago]
q5_15	Where was the last visit to a medical practitioner	[1: AZP, SZN, LH; 2: RGD; 3: Private clinic; 4: MZ; 5: Private dentist; 6: Alternative medicine; 7: Hospital abroad; 8: Other]
q5_16a	Waiting time before being assisted - Hours	Numbers 0 to 9
q5_16b	Waiting time before being assisted - Minutes	Numbers 0 to 55
q5_17	Satisfaction with the attention/ treatment received	[1: Very satisfied; 2: Satisfied; 3: Neither satisfied nor dissatisfied; 4: Dissatisfied; 5: Very dissatisfied]
q5_18a	Not satisfied because of Drugs not available	Dummy
q5_18b	Not satisfied because of Attitude of Staff	Dummy
q5_18c	Not satisfied because of Long waiting time	Dummy
q5_18d	Not satisfied because of Equipment not available or operational	Dummy
q5_18e	Not satisfied because of No Doctor/Trained staff available	Dummy
q5_18f	Not satisfied because of Too many revisits	Dummy
q5_18g	Not satisfied because of Other reasons	Dummy
q5_19	Number of nights spend in a public/ public hospital in the past 6 months	Numbers 0 to 120
q5_20	Purchase of private medical services in past 30 days	[1: Yes; 2: No]
q5_21	Expenditure in private medical services in past 30 days	Numbers 0 to 10000
q5_22	Purchase of other medical care services in past 30 days	[1: Yes; 2: No]
q5_23	Expenditure in other medical care services in past 30 days	Numbers 0 to 10000
q5_24	Purchase of other medical products in past 30 days	[1: Yes; 2: No]
q5_25	Expenditure in other medical products in past 30 days	Numbers 0 to 10000
q5_26	Purchase of medicines in the past 30 days	[1: Yes; 2: No]
q5_27	Medicines obtained at a private or public facility or pharmacy	[1: Private; 2: Public; 3: Both]
q5_28	Expenditure in medicines in past 30 days	Numbers 0 to 10000
q5_29	Coverage by private insurance	[1: Yes; 2: No]
q5_30	Coverage by BZV	[1: Yes; 2: No]
q5_31	Payment for BZV	[1: Yes; 2: No]
q6_01	Gynaecological checkups at least once a year	[1: Yes; 2: No]
q6_02	Ever given birth to a child born alive?	[1: Yes; 2: No]
q6_03	Number of children born alive	Numbers 1 to 10
q6_04	Number of children currently alive	Numbers 0 to 10
q6_05_1a	Sex of first child	[1: Male; 2: Female]
q6_05_1b_day	Date of birth of first child_DD	Numbers 1 to 31

Database file RT002 - Individual		
Name	Label	Values
q6_05_1b_month	Date of birth of first child_MM	Numbers 1 to 12
q6_05_1b_year	Date of birth of first child_YY	Numbers 1920 to 2017
q6_05_2a	Sex of second child	[1: Male; 2: Female]
q6_05_2b_day	Date of birth of second child	Numbers 1 to 31
q6_05_2b_month	Date of birth of first child_MM	Numbers 1 to 12
q6_05_2b_year	Date of birth of first child_YY	Numbers 1920 to 2017
q6_05_3a	Sex of third child	[1: Male; 2: Female]
q6_05_3b_day	Date of birth of third child_DD	Numbers 1 to 31
q6_05_3b_month	Date of birth of third child_MM	Numbers 1 to 12
q6_05_3b_year	Date of birth of third child_YY	Numbers 1920 to 2017
q6_05_4a	Sex of fourth child	[1: Male; 2: Female]
q6_05_4b_day	Date of birth of fourth child_DD	Numbers 1 to 31
q6_05_4b_month	Date of birth of fourth child_MM	Numbers 1 to 12
q6_05_4b_year	Date of birth of fourth child_YY	Numbers 1920 to 2017
q6_05_5a	Sex of fifth child	[1: Male; 2: Female]
q6_05_5b_day	Date of birth of fifth child_DD	Numbers 1 to 31
q6_05_5b_month	Date of birth of fifth child_MM	Numbers 1 to 12
q6_05_5b_year	Date of birth of fifth child_YY	Numbers 1920 to 2017
q6_05_6a	Sex of sixth child	[1: Male; 2: Female]
q6_05_6b_day	Date of birth of sixth child_DD	Numbers 1 to 31
q6_05_6b_month	Date of birth of sixth child_MM	Numbers 1 to 12
q6_05_6b_year	Date of birth of sixth child_YY	Numbers 1920 to 2017
q6_05_7a	Sex of seventh child	[1: Male; 2: Female]
q6_05_7b_day	Date of birth of seventh child_DD	Numbers 1 to 31
q6_05_7b_month	Date of birth of seventh child_MM	Numbers 1 to 12
q6_05_7b_year	Date of birth of seventh child_YY	Numbers 1920 to 2017
q6_05_8a	Sex of eighth child	[1: Male; 2: Female]
q6_05_8b_day	Date of birth of eighth child_DD	Numbers 0 to 12
q6_05_8b_month	Date of birth of eighth child_MM	Numbers 1 to 12
q6_05_8b_year	Date of birth of eighth child_YY	Numbers 1920 to 2017
q6_05_9a	Sex of ninth child	[1: Male; 2: Female]
q6_05_9b_day	Date of birth of ninth child_DD	Numbers 1 to 31
q6_05_9b_month	Date of birth of ninth child_MM	Numbers 1 to 12
q6_05_9b_year	Date of birth of ninth child_YY	Numbers 1920 to 2017
q6_05_10a	Sex of tenth child	[1: Male; 2: Female]
q6_05_10b_day	Date of birth of tenth child_DD	Numbers 1 to 31
q6_05_10b_month	Date of birth of tenth child_MM	Numbers 1 to 12
q6_05_10b_year	Date of birth of tenth child_YY	Numbers 1920 to 2017
q6_06	Prenatal consultations at healthcare facility for last child	[1: Yes; 2: No]
q6_07	Facility where received prenatal care for last child	[1: AZP, SZN, LH; 2: RGD; 3: Private clinic; 4: MZ; 5: Private dentist; 6: Alternative medicine; 7: Hospital abroad]
q6_08	Month of pregnancy for first medical visit for last child	Numbers 1 to 9
q6_09	Tetanus vaccine during pregnancy of last child	[1: Yes; 2: No]
q6_10	Place of delivery of last child	[1: Local public hospital; 2: Local polyclinic; 3: Local private clinic/hospital; 4: Local NGO clinic; 5: Hospital/clinic abroad; 6: At home; 7: Other]
q6_11	Assistance at delivery of last child	[1: Doctor; 2: Nurse; 3: Midwife; 4: Neighbor; 5: Household member/relative; 6: Other]
q7_00	Respondent ID code_Children	Numbers 1 to 24
q7_01	Child's first name	String
q7_02	Child's age	Numbers 0 to 14
q7_03	Does mother live in the household?	[1: Yes; 2: No]
q7_04	Mother's ID code	Numbers 1 to 12
q7_05	Does father live in the household?	[1: Yes; 2: No]
q7_06	Father's ID code	Numbers 1 to 12
q7_07	Monetary support from outside of the household	[1: Yes; 2: No]
q7_08	Form of support from outside of the household	[1: Government grant; 2: Maintenance or alimony]

Database file RT002 - Individual		
Name	Label	Values
q7_09a	Any adult in household - Read to or show the child books in the past month	Dummy
q7_09b	Any adult in household - Told stories to child in the past month	Dummy
q7_09c	Any adult in household - Sung songs with child in the past month	Dummy
q7_09d	Any adult in household - Played with child in the past month	Dummy
q7_09e	Any adult in household - Spent time with child counting, drawing or naming things in the past month	Dummy
q7_09f	Any adult in household - Took the child on a special activity	Dummy
q7_10a	Child has - Toys that teach colours, shapes and sizes	Dummy
q7_10b	Child has - Toys or games which help to teach numbers	Dummy
q7_10c	Child has - Toys/games requiring fine movements (building blocks, Legos)	Dummy
q7_10d	Child has - Books (other than school books)	Dummy
q7_10e	Child has - Toy or real musical instruments	Dummy
q7_11a	Disciplining method - Slapping/hitting with hands	Dummy
q7_11b	Disciplining method - Beating with an implement (belt, stick)	Dummy
q7_11c	Disciplining method - Quarrelling/ shouting	Dummy
q7_11d	Disciplining method - Removing privileges (e.g. TV, favourite game)	Dummy
q7_11e	Disciplining method - Denying food	Dummy
q7_11f	Disciplining method - Time out (put in room/ corner)	Dummy
q7_11g	Disciplining method - Talk about why an action was wrong	Dummy
q7_11h	Disciplining method - Swore/Cursed at child	Dummy
q7_11i	Disciplining method - Pinched child	Dummy
q7_11j	Disciplining method - Ignoring	Dummy
q7_11k	Disciplining method - Reasoning	Dummy
q7_12	Number of children in child's class	Numbers 0 to 40
q7_13a	Safe place to play within community - own yard	Dummy
q7_13b	Safe place to play within community - playground	Dummy
q7_13c	Safe place to play within community - community center	Dummy
q7_13d	Safe place to play within community - other	Dummy
q7_14	Witnessed any type of violence within the community	[1: Yes; 2: No]
q7_15	Witnessed any type of violence at home	[1: Yes; 2: No]
q7_16	Place of birth	[1: AZP, SZN, LH; 2: RGD; 3: Private clinic Diakonessen Huis, RKZ; 4: MZ; 5: Private dentist; 6: Alternative medicine; 7: Hospital abroad]
q7_17	Main assistance at birth	[1: Public hospital in SR; 2: Polyclinic in SR; 3: Private clinic/hospital in SR; 4: NGO clinic in SR; 5: Hospital/clinic abroad; 6: At home; 7: Other]
q7_18	Weight at birth (claimed) - Gr	Numbers 500 to 5000
q7_19	Running belly in past 2 weeks	[1: Yes; 2: No]
q7_20a	Number of doses - Hepatitis B	Numbers 0 to 3
q7_20b	Number of doses - Pentavalent	Numbers 0 to 3
q7_20c	Number of doses - OPV	Numbers 0 to 3
q7_20d	Number of doses - BMR	Numbers 0 to 1
q7_20e	Number of doses - GK	Numbers 0 to 9
q7_20f	Number of doses - DT	Numbers 0 to 9
q7_20g	Number of doses - DKT	Numbers 0 to 9
q7_21	Was immunization card seen?	[1: Yes; 2: No]
q7_22a	Reason to take child to health facility - not able to drink or breastfeed	Dummy
q7_22b	Reason to take child to health facility - fever	Dummy
q7_22c	Reason to take child to health facility - fast/ difficult breathing	Dummy
q7_22d	Reason to take child to health facility - blood in stool	Dummy
q7_22e	Reason to take child to health facility - vomiting	Dummy
q7_22f	Reason to take child to health facility - Diarrhea	Dummy
q7_23	Worked for somebody not a member of this household in past 30 days	[1: Yes; 2: No]
q7_24	Paid for this work (either in cash or in kind)	[1: Yes; 2: No]
q7_25	Days worked for somebody not a member of this household in past 30 days	Numbers 1 to 30

Database file RT002 - Individual		
Name	Label	Values
q7_26	Paid or unpaid work on family farm or in family business or sold goods in the street, past 30 days	[1: Yes; 2: No]
q7_27	Days worked for family or oneself in past 30 days	Numbers 1 to 30
q7_28	Helped with household chores in past 30 days	[1: Yes; 2: No]
q7_29	Days doing household chores in past 30 days	Numbers 1 to 30
q8_01	Victim of crime in past 12 months	[1: Yes; 2: No]
q8_02	Nature of main crime	[1: Theft of vehicle; 2: Theft from vehicle; 3: Burglary; 4: Attempted burglary; 5: Robbery; 6: Assault; 7: Sexual offence; 8: Other]
q8_03	Place of crime	[1: Home; 2: Neighborhood; 3: Elsewhere]
q8_04	Reported to police	[1: Yes; 2: No]
q8_05a	Reason for not reporting - No confidence in the justice system	Dummy
q8_05b	Reason for not reporting - No confidence in the police force	Dummy
q8_05c	Reason for not reporting - Afraid of the perpetrator	Dummy
q8_05d	Reason for not reporting - Perpetrator is household member/ relative	Dummy
q8_05e	Reason for not reporting - Not serious enough	Dummy
q8_05f	Reason for not reporting - Other	Dummy
q8_06	Satisfaction with the handling of the matter by the police	[1: Very satisfied; 2: Satisfied; 3: Neutral; 4: Dissatisfied; 5: Very dissatisfied]
q8_07	More fearful of victimization than 2 years ago?	[1: Yes; 2: No]
q9_00	Respondent ID code_Employment	Numbers 1 to 14
q9_01	Any work in the past 12m?	[1: Yes; 2: No]
q9_02_1	Job 1: Description	String
q9_03_1	Job 1: Months in the past 12m	Numbers 0 to 12
q9_04_1	Job 1: Days per month	Numbers 0 to 31
q9_05_1	Job 1: Employment status	[1: Employer (with employees); 2: Self-employed (with no employees); 3: Family worker; 4: Employee]
q9_02_2	Job 2: Description	String
q9_03_2	Job 2: Months in the past 12m	Numbers 0 to 12
q9_04_2	Job 2: Days per month	Numbers 0 to 31
q9_05_2	Job 2: Employment status	[1: Employer (with employees); 2: Self-employed (with no employees); 3: Family worker; 4: Employee]
q9_02_3	Job 3: Description	String
q9_03_3	Job 3: Months in the past 12m	Numbers 0 to 12
q9_04_3	Job 3: Days per month	Numbers 0 to 31
q9_05_3	Job 3: Employment status	[1: Employer (with employees); 2: Self-employed (with no employees); 3: Family worker; 4: Employee]
q9_06	Work at least one hour last week	[1: Yes; 2: No]
q9_07	Prepared something to sell or helped to work for family in the last week	[1: Yes; 2: No]
q9_08	Had a job or an enterprise last week	[1: Yes; 2: No]
q9_09	More than one job	[1: Yes; 2: No]
q9_10	Employment status at main job	[1: Employer (with employees); 2: Self-employed (with no employees); 3: Family worker; 4: Government employee; 5: Private employee; 6: Intern/Apprentice; 7: Other]
q9_11a	Business registered in the Chamber of Commerce (KKF)	Dummy
q9_11b	Business registered in Tax authorities	Dummy
q9_12a	Bussines operational location - Home	Dummy
q9_12b	Bussines operational location - Other fixed location	Dummy
q9_12c	Bussines operational location - Mobile business	Dummy
q9_13	Accounting records	[1: Detailed formal accounts for tax purposes; 2: Simplified accounting (NOT for tax purposes); 3: Personal informal records; 4: No type of accounting]
q9_14	Establishment size (number of workers)	Numbers 1 to 999
q9_15	Type of contract	[1: Written contract for no specified time; 2: Written contract for limited time; 3: No contract]
q9_16a	Received from the employer - Pension or retirement fund	Dummy
q9_16b	Received from the employer - Maternity leave	Dummy
q9_16c	Received from the employer - Paid sick care	Dummy

Database file RT002 - Individual		
Name	Label	Values
q9_16d	Received from the employer - Day care facilities	Dummy
q9_16e	Received from the employer - Protection equipment/clothes	Dummy
q9_16f	Received from the employer - Transport/subsized food facilities	Dummy
q9_16g	Received from the employer - Medical insurance	Dummy
q9_17	Occupation name - main job	String
q9_18	Main activities or duties - main job	String
q9_19	Occupation code	ISCO codes
q9_20	Goods or services produced- main job	String
q9_21	Industry code	ISIC codes
q9_22	Years working in main job	[1: Less than 1 year; 2: 1 to 4 years; 3: 5 to 9 years; 4: 10 years or over]
q9_23a	Hours worked in all jobs - Monday	Numbers 0 to 16
q9_23b	Hours worked in all jobs - Tuesday	Numbers 0 to 16
q9_23c	Hours worked in all jobs - Wednesday	Numbers 0 to 16
q9_23d	Hours worked in all jobs - Thursday	Numbers 0 to 16
q9_23e	Hours worked in all jobs - Friday	Numbers 0 to 16
q9_23f	Hours worked in all jobs - Saturday	Numbers 0 to 16
q9_23g	Hours worked in all jobs - Sunday	Numbers 0 to 16
q9_23h	Hours worked in all jobs - Total	Numbers 0 to 90
q9_24	Main reason for working < 40 hours in last 7 days	[01: Own illness/injury; 02: Illness/Injury of other household member; 03: Holiday/Vacation; 04: It is only Part Time job; 05: Personal/ family responsibilities; 06: In school/training; 07: Strike/lock out; 08: Job ended in reference week; 09: Firm not getting enough work; 10: Times allocated by employer; 11: Could not find more work; 12: Maternity; 13: Climate conditions; 14: Other]
q9_25	Search for additional work in last week	[1: Yes; 2: No]
q9_26	Availability to work more hours in the last week	[1: Yes; 2: No]
q9_27	Hours usually worked per week in all jobs	[1: 10 or less; 2: 11 to 20; 3: 21 to 40; 4: Over 40]
q9_28	Main reason for not working in the last week	[1: No work available; 2: Seasonal inactivity; 3: Student and do not work; 4: Household/ family duties; 5: Retired; 6: Disabled; 7: Other]
q9_29	Occupation - Looking for work	[1: Yes; 2: No]
q9_30	Main reason for not seeking work in the last 30 days	[01: Temporary illness; 02: Long term illness; 03: Did not want work; 04: Awaiting results or applications; 05: Knew of no vacancy; 06: Discouraged; 07: Caring for someone; 08: Pregnancy; 09: Already retired; 10: Other]
q9_31	Available to work in the last 30 days	[1: Yes; 2: No]
q9_32	Occupation - Looking for work	[01: Manager; 02: Professional; 03: Technician/ associate professional; 04: Clerical support worker; 05: Service and sales worker; 06: Skilled agricultural/ fishery worker; 07: Craft and related trades worker; 08: Plant and machine operator; 09: Elementary occupation; 10: Public; 11: Other]
q9_33	Main source used in looking for work	[1: ATM; 2: Private Recruitment Agency; 3: Newspapers; 4: Internet; 5: Family or friends; 6: Word of mouth; 7: Other]
q9_34	Last work	[1: Never worked; 2: 1 to 3 months ago; 3: 4 to 6 months ago; 4: 7 to 12 months ago; 5: Over 12 months ago]
q9_35	Main reason you left/finished your last job	[01: New job; 02: Fired; 03: Illness/Injury; 04: Retired; 05: To return to school; 06: Retrenched/Laid off; 07: End of temporary contract; 08: Seasonal job; 09: No more work available; 10: Wages too low; 11: Keeping house; 12: Sexual Harassment; 13: Maternity; 14: Did not want to work; 15: Other]
q9_36a	Pension scheme contribution - AOV	Dummy
q9_36b	Pension scheme contribution - New General Pension Act	Dummy
q9_36c	Pension scheme contribution - Civil service pension	Dummy
q9_36d	Pension scheme contribution - Pension from private employer	Dummy
q9_36e	Pension scheme contribution - Voluntary private pension	Dummy

Database file RT002 - Individual		
Name	Label	Values
q9_37	Main reason for not contributed to the New General Pension Act	[1: Did not know about it; 2: Did not know how to contribute; 3: Benefit too small; 4: Opted to save independently; 5: Already paying in another scheme; 6: Do not earn enough money to pay; 7: Already retired; 8: Other]
q9_38	Vocational/ Technical training	[1: Yes; 2: No]
q9_39	Area of training	[01: Agriculture; 02: Skilled Trade; 03: Upholstery/ Garments; 04: Hairdressing/ Cosmetology; 05: Teaching/Nursing/Child Care; 06: Hospitality; 07: Cultural Skills; 08: Business studies; 09: Leadership/ Teamwork; 10: Other]
q9_40	Training area	String
q9_41	Finance training	[1: My employer, totally; 2: My employer, partially; 3: It was offered freely by the government; 4: It was totally financed by myself/ my family; 5: Other]
q9_42	Time of training	[1: 0-6 months ago; 2: 7-12 months ago; 3: 1-3 years ago; 4: Over 3 years ago]
q9_43	Duration of training	String
q10_00	Respondent ID code_Financial Inclusion	Numbers 1 to 24
q10_01	Any income from employment?	[1: Yes; 2: No]
q10_02a	Income in last month - Gross income from main job	Numbers 0 to 20000
q10_02b	Income in last month - Net income from main job	Numbers 0 to 20000
q10_03	Approximately same amount every month from main job?	[1: Yes; 2: No]
q10_04a	Income in last month - Gross income from other jobs	Numbers 0 to 20000
q10_04b	Income in last month - Net income from other jobs	Numbers 0 to 20000
q10_05	Approximately same amount every month from other jobs?	[1: Yes; 2: No]
q10_06	Income in last month- Rental income for house, land and other property	Numbers 0 to 20000
q10_07	Income last month - AOV	Numbers 0 to 20000
q10_08	Income last month - New General Pension Act	Numbers 0 to 20000
q10_09	Income last month - Civil service pension	Numbers 0 to 20000
q10_10	Income last month - Pension from private employer	Numbers 0 to 20000
q10_11	Income last month - Widow's pension	Numbers 0 to 20000
q10_12	Income last month - Voluntary private pension	Numbers 0 to 20000
q10_13	Income last month - Financial assistance	Numbers 0 to 20000
q10_14	Income past 6 months - Alimony, child support	Numbers 0 to 20000
q10_15	Income past 6 months - Child support from your employer	Numbers 0 to 20000
q10_16	Income past 6 months - Money received from other relatives and friends living in Suriname	Numbers 0 to 20000
q10_17a	Income past 6 months - Remittances from abroad - SRD	Numbers 0 to 20000
q10_17b	Income past 6 months - Remittances from abroad - Euros	Numbers 0 to 20000
q10_17c	Income past 6 months - Remittances from abroad - USD	Numbers 0 to 20000
q10_18	Income last year - Scholarships and educational grants	Numbers 0 to 20000
q10_19	Income last year - Dividends on local and foreign investments	Numbers 0 to 20000
q10_20	Income last year - Interest on local foreign bank deposits, bonds	Numbers 0 to 20000
q10_21	Income last year - Insurance annuities	Numbers 0 to 20000
q10_22	Interest from stocks, shares, treasury bills and other investments	Numbers 0 to 20000
q10_23	Income last year - Any other income which is not elsewhere specified	Numbers 0 to 20000
q10_24	MINIMUM amount that would make you decide to wait for one year – 1100	[1: USD 1000 today; 2: USD 1200 in a month]
q10_25	MINIMUM amount that would make you decide to wait for one year – 2000	[1: USD 1000 today; 2: USD 2000 in a month]
q10_26	MINIMUM amount that would make you decide to wait for one year	Number
q10_27a	Checking account	Dummy
q10_27b	Savings account	Dummy
q10_28	Current participation in Meetings	[1: Yes; 2: No]
q10_29	Ever participated in Meetings	[1: Yes; 2: No]
q10_30	Applied for personal loan in formal financial institution	[1: Yes; 2: No]
q10_31	Ever approved for personal loan in formal financial institution	[1: Yes; 2: No]
q10_32	Currently repaying any personal loan?	[1: Yes; 2: No]
q10_33	Amount of personal loan/s currently repaying	Numbers 0 to 200000

Database file RT002 - Individual		
Name	Label	Values
q10_34	Amount needed in total each month to repay personal loan/s	Numbers 0 to 99000
q11_00	Respondent ID Code	Number 1 to 12
q11_3901b	Individual expense 7d SRD - 3901 Beer	Numbers 1 to 9999
q11_3902b	Individual expense 7d SRD - 3902 Breakfast	Numbers 1 to 9999
q11_3903b	Individual expense 7d SRD - 3903 Carbonated and non carbonated waters	Numbers 1 to 9999
q11_3904b	Individual expense 7d SRD - 3904 Coffee, tea	Numbers 1 to 9999
q11_3905b	Individual expense 7d SRD - 3905 Cola and other carbonated beverages	Numbers 1 to 9999
q11_3906b	Individual expense 7d SRD - 3906 Dinner	Numbers 1 to 9999
q11_3907b	Individual expense 7d SRD - 3907 Fruits juice	Numbers 1 to 9999
q11_3908b	Individual expense 7d SRD - 3908 Meat sausage, beere	Numbers 1 to 9999
q11_3909b	Individual expense 7d SRD - 3909 Ice cream	Numbers 1 to 9999
q11_3910b	Individual expense 7d SRD - 3910 Lunch	Numbers 1 to 9999
q11_3911b	Individual expense 7d SRD - 3911 Pizza	Numbers 1 to 9999
q11_3912b	Individual expense 7d SRD - 3912 Whisky, wine, rum, other spirits	Numbers 1 to 9999
q11_3913b	Individual expense 7d SRD - 3913 Other (specify)	Numbers 1 to 9999
q11_3914b	Individual expense 7d SRD - 3914 Other (specify)	Numbers 1 to 9999
q11_4001b	Individual expense 7d SRD - 4001 Cigarettes	Numbers 1 to 9999
q11_4002b	Individual expense 7d SRD - 4002 Cigars	Numbers 1 to 9999
q11_4003b	Individual expense 7d SRD - 4003 Smoking accesories	Numbers 1 to 9999
q11_4004b	Individual expense 7d SRD - 4004 Tobacco	Numbers 1 to 9999
q11_4101b	Individual expense 7d SRD - 4101 Diesel Oil	Numbers 1 to 9999
q11_4102b	Individual expense 7d SRD - 4102 Gasoline	Numbers 1 to 9999
q11_4103b	Individual expense 7d SRD - 4103 Lubricating Oils	Numbers 1 to 9999
q11_4104b	Individual expense 7d SRD - 4104 Other (specify)	Numbers 1 to 9999
q11_4105b	Individual expense 7d SRD - 4105 Parking fees	Numbers 1 to 9999
q11_4201b	Individual expense 7d SRD - 4201 Bus fares	Numbers 1 to 9999
q11_4202b	Individual expense 7d SRD - 4202 School Bus	Numbers 1 to 9999
q11_4203b	Individual expense 7d SRD - 4203 Taxi fares	Numbers 1 to 9999
q11_4204b	Individual expense 7d SRD - 4204 Boat	Numbers 1 to 9999
q11_4301b	Individual expense 7d SRD - 4301 Books (not for studying)	Numbers 1 to 9999
q11_4302b	Individual expense 7d SRD - 4302 Cinema	Numbers 1 to 9999
q11_4303b	Individual expense 7d SRD - 4303 Magazines	Numbers 1 to 9999
q11_4304b	Individual expense 7d SRD - 4304 Newspapers, Journals and Periodicals	Numbers 1 to 9999
q11_4305b	Individual expense 7d SRD - 4305 Tickets to spectator sporting: football, basketball, etc	Numbers 1 to 9999
q11_4306b	Individual expense 7d SRD - 4306 Tickets to theater, concert, opera, etc	Numbers 1 to 9999
q11_4307b	Individual expense 7d SRD - 4307 Other Recreational and Cultural Activities	Numbers 1 to 9999
q11_4308b	Individual expense 7d SRD - 4308 Other (specify)	Numbers 1 to 9999
q11_4401b	Individual expense 7d SRD - 4401 Cell phone prepaid card / top up	Numbers 1 to 9999
q11_4402b	Individual expense 7d SRD - 4402 Internet connection in cyber cafes	Numbers 1 to 9999
q11_3913_o	Individual expense 7d 3913 specify	String
q11_3914_o	Individual expense 7d 3914 specify	String
anth_01	Measure date	Date
anth_02	Age in days when measured	Number
anth_03	Weight (kg)	Number
anth_04	Stature (cm)	Number
anth_05	How was the stature measured?	[1: Height; 2:Length]

Database file RT003 – Former household members

Database file RT003 - Former HH members		
Name	Label	Values
hhid	Household Identifier	Number
weight	Sampling weight (final weight)	Number
psu	Primary Sampling Unit (Enumeration District)	Number
stratum	Sampling Stratum	Numbers 1 to 11
psus_N	Number of PSUs in the stratum	Number
CA	EBS Connection Area	String
domain	Estimation domain	[1: Great Paramaribo; 2: Rest of the coastal region; 3: Interior]
gp_subdom	Great Paramaribo subdomains	[1: Paramaribo; 2: Paramaribo outskirts]
extra	Extra digit (for dwellings with more than one household)	Numbers 1 to 9
id_former	ID code of former household member	Numbers 1 to 12
fort	Fortnight	Numbers 1 to 24
q15_03a	First name of former member abroad	String
q15_03b	Last name of former member abroad	String
q15_04	Relation to household head	[02: Spouse/ partner; 03: Child of head/ child of spouse; 04: Son/ daughter in law; 05: Grandchild; 06: Parent/ parent in law; 07: Brother/ sister; 08: Other relative; 09: Visitor; 11: Other non relative]
q15_05	Sex	[1: Male; 2: Female]
q15_06	Age	Numbers 0 to 105
q15_07	Marital status	[1: Never married/Single; 2: Living together; 3: Legally married; 4: Legally divorced; 5: Separated; 6: Widowed]
q15_08	Year when moving out of Suriname	Numbers 1980 to 2016
q15_09	Period when moving out of Suriname	[1: Before 1970; 2: 1970-1979; 3: 1980-1989; 4: 1990-1999; 5: 2000-2009; 6: 2010 or after]
q15_10	Head of the household when leaving?	[1: Yes; 2: No]
q15_11	Most important reason for moving out of Barbados	[1: More income; 2: Work; 3: Study; 4: Marriage; 5: Medical reason; 6: Other family reasons; 7: Independence; 8: Other]
q15_12	Completed education level when leaving	[1: None; 2: Primary; 3: Secondary; 4: High school; 5: Tertiary; 6: Postgraduate Diploma; 7: Other]
q15_13	First destination country	[1: United States; 2: The Neatherlands; 3: Guyana; 4: Brasil; 5: French Guyana; 6: China; 7: Other]
q15_14	Country specification - First destination	String
q15_15	Country of current residence	[1: United States; 2: The Neatherlands; 3: Guyana; 4: Brasil; 5: French Guyana; 6: China; 7: Other]
q15_16	Country specification - Current residence	String
q15_17	City of current residence	String
q15_18	Since what year is he/she living in this city?	Numbers 1980 to 2016
q15_19	Highest level of education completed	[1: None; 2: Primary; 3: Secondary; 4: High school; 5: Tertiary; 6: Postgraduate Diploma; 7: Other]
q15_20	Current main economic activity	[1: Working; 2: Looking for work; 3: Keeping the house; 4: Studying; 5: Retired; 6: Incapacitated; 7: Other]
q15_21	Occupation - main job	[01: Manager; 02: Professional; 03: Technician/ Associate Professional; 04: Clerical support worker; 05: Service and sales worker; 06: Skilled agriculture /fishery worker; 07: Craft and related trades worker; 08: Plant and machine operator; 09: Elementary occupation; 10: Other]
q15_22	Occupation name - main job	String
q15_23	Occupation code	ISCO codes
q15_24	Goods or services produced- main job	String
q15_25	Industry code	ISIC codes
q15_26	Level of educational institution currently attended	[1: Kindergarten; 2: Primary; 3: Secondary; 4: High school; 5: Tertiary; 6: Postgraduate Diploma; 7: Other]
q15_27	Study field	String
q15_28	Money or payments contribution to the household	[1: Yes; 2: No]
q15_29a	Amount sent or payed in the past 12 months - SRD	Numbers 1000 to 50000
q15_29b	Amount sent or payed in the past 12 months - Euros	Numbers 1000 to 50000
q15_29c	Amount sent or payed in the past 12 months - US Dollars	Numbers 1000 to 50000

Database file RT021 – Crops

Database file RT121 - Crops		
Name	Label	Values
hhid	Household Identifier	Number
weight	Sampling weight (final weight)	Number
psu	Primary Sampling Unit (Enumeration District)	Number
stratum	Sampling Stratum	Numbers 1 to 11
psus_N	Number of PSUs in the stratum	Number
CA	EBS Connection Area	String
domain	Estimation domain	[1: Great Paramaribo; 2: Rest of the coastal region; 3: Interior]
gp_subdom	Great Paramaribo subdomains	[1: Paramaribo; 2: Paramaribo outskirts]
extra	Extra digit (for dwellings with more than one household)	Numbers 1 to 9
fort	Fortnight	Numbers 1 to 24
cropcode	Crop Code	CROPS codes
q12_08y	Yes, crop cultivated	Dummy
q12_09a	Hectares cultivated	Numbers 0 to 999.99
q12_09b	Square Meters cultivated	Numbers 0 to 999
q12_10	Kg produced	Numbers 0 to 99999
q12_11a	Kg sold	Numbers 0 to 99999
q12_11b	Amount sold SRD	Numbers 0 to 99999
crop_other	Crop, other	String

Database file RT122 – Livestock and poultry

Database file RT122 - Livestock and poultry		
Name	Label	Values
hhid	Household Identifier	Number
weight	Sampling weight (final weight)	Number
psu	Primary Sampling Unit (Enumeration District)	Number
stratum	Sampling Stratum	Numbers 1 to 11
psus_N	Number of PSUs in the stratum	Number
CA	EBS Connection Area	String
domain	Estimation domain	[1: Great Paramaribo; 2: Rest of the coastal region; 3: Interior]
gp_subdom	Great Paramaribo subdomains	[1: Paramaribo; 2: Paramaribo outskirts]
extra	Extra digit (for dwellings with more than one household)	Numbers 1 to 9
fort	Fortnight	Numbers 1 to 24
animalcode	Animal Code	Numbers 1 to 999
q12_13y	Yes, animal raised	Dummy
q12_14a	# Animals owned	Numbers 1 to 999
q12_14b	Value of animals owned (SRD)	Numbers 100 to 99999
q12_15	# Animals born (12m)	Numbers 0 to 999
q12_16a	# Animals purchased (12m)	Numbers 0 to 999
q12_16b	Value of animals purchased (SRD)	Numbers 0 to 99999
q12_17	# Animals died (12m)	Numbers 0 to 999
q12_18a	# Animals sold (12m)	Numbers 0 to 999
q12_18b	Value of animals sold (BDS)	Numbers 0 to 99999
animal_other	Other Livestock and poultry	String

Database file RT123 – Agricultural by-products

Database file RT123 - Agricultural by-products		
Name	Label	Values
hhid	Household Identifier	Number
weight	Sampling weight (final weight)	Number
psu	Primary Sampling Unit (Enumeration District)	Number
stratum	Sampling Stratum	Numbers 1 to 11
psus_N	Number of PSUs in the stratum	Number
CA	EBS Connection Area	String
domain	Estimation domain	[1: Great Paramaribo; 2: Rest of the coastal region; 3: Interior]
gp_subdom	Great Paramaribo subdomains	[1: Paramaribo; 2: Paramaribo outskirts]
extra	Extra digit (for dwellings with more than one household)	Numbers 1 to 9
fort	Fortnight	Numbers 1 to 24
byproductcode	By-product Code	Numbers 1 to 999
q12_20y	Yes, by-product produced	Dummy
q12_21	Amount sold (SRD)	Numbers 100 to 99999
q12_19n	By-product name (if Other)	String

Database file RT124 – Fishing

Database file RT124 - Fishing		
Name	Label	Values
hhid	Household Identifier	Number
weight	Sampling weight (final weight)	Number
psu	Primary Sampling Unit (Enumeration District)	Number
stratum	Sampling Stratum	Numbers 1 to 11
psus_N	Number of PSUs in the stratum	Number
CA	EBS Connection Area	String
domain	Estimation domain	[1: Great Paramaribo; 2: Rest of the coastal region; 3: Interior]
gp_subdom	Great Paramaribo subdomains	[1: Paramaribo; 2: Paramaribo outskirts]
extra	Extra digit (for dwellings with more than one household)	Numbers 1 to 9
fort	Fortnight	Numbers 1 to 24
fishcode	Fish Code	Numbers 1 to 999
q12_23y	Yes, engaged in fishing activity	Dummy
q12_24	Amount sold 12m (SRD)	Numbers 0 to 99999
fishingcode	Fishing_code	String

Database file RT125 – Agricultural inputs

Database file RT125 - Agricultural inputs		
Name	Label	Values
hhid	Household Identifier	Number
weight	Sampling weight (final weight)	Number
psu	Primary Sampling Unit (Enumeration District)	Number
stratum	Sampling Stratum	Numbers 1 to 11
psus_N	Number of PSUs in the stratum	Number
CA	EBS Connection Area	String
domain	Estimation domain	[1: Great Paramaribo; 2: Rest of the coastal region; 3: Interior]
gp_subdom	Great Paramaribo subdomains	[1: Paramaribo; 2: Paramaribo outskirts]
extra	Extra digit (for dwellings with more than one household)	Numbers 1 to 9
fort	Fortnight	Numbers 1 to 24
inputcode	Input Code	Numbers 1 to 999
q12_26y	Yes, spent on input	Dummy
q12_27	Amount spent 12m (SRD)	Numbers 10 to 999999
q12_26n	Agricultural_inputsID	String

Database file RT126 – Agricultural assets

Database file RT126 - Agricultural assets		
Name	Label	Values
hhid	Household Identifier	Number
weight	Sampling weight (final weight)	Number
psu	Primary Sampling Unit (Enumeration District)	Number
stratum	Sampling Stratum	Numbers 1 to 11
psus_N	Number of PSUs in the stratum	Number
CA	EBS Connection Area	String
domain	Estimation domain	[1: Great Paramaribo; 2: Rest of the coastal region; 3: Interior]
gp_subdom	Great Paramaribo subdomains	[1: Paramaribo; 2: Paramaribo outskirts]
extra	Extra digit (for dwellings with more than one household)	Numbers 1 to 9
fort	Fortnight	Numbers 1 to 24
assetcode	Asset Code	Numbers 1 to 999
q12_28y	Yes, owns the asset	Dummy
q12_29a	# of assets owned	Numbers 01 to 099
q12_29b	Amount of assets owned (SRD)	Numbers 100 to 99999
q12_30a	# of assets bought	Numbers 0 to 99
q12_30b	Amount of assets bought (SRD)	Numbers 0 to 99999
q12_31a	Number of assets sold	Numbers 0100 to 099999
q12_31b	Amount of assets sold (SRD)	Numbers 0 to 99999
q12_32	Total amount of assets rented (SRD)	Numbers 0 to 99999
q12_28n	agriculturalassetcode	String

Database file R140 – Food consumption

Database file RT140 - Food Consumption		
Name	Label	Values
hhid	Household Identifier	Number
weight	Sampling weight (final weight)	Number
psu	Primary Sampling Unit (Enumeration District)	Number
stratum	Sampling Stratum	Numbers 1 to 11
psus_N	Number of PSUs in the stratum	Number
CA	EBS Connection Area	String
domain	Estimation domain	[1: Great Paramaribo; 2: Rest of the coastal region; 3: Interior]
gp_subdom	Great Paramaribo subdomains	[1: Paramaribo; 2: Paramaribo outskirts]
extra	Extra digit (for dwellings with more than one household)	Numbers 1 to 9
fort	Fortnight	Numbers 1 to 24
foodcode	Food Code	FOOD codes
q14_01n	Product name (if Other)	String
quantity	Quantity (in kg or ltr)	Number
anncoeff	Annualization coefficient	Number
q14_02	Buy every __ days	Numbers 1 to 999
q14_03b	Bought last time - Quantity	Numbers 0 to 9999
q14_03c	Amount spent last time SRD\$	Numbers 0.10 to 999.99
q14_04a	Self-produced	Dummy
q14_04b	Self-supplied	Dummy
q14_04c	Gift from another household	Dummy
q14_04d	Received from the government	Dummy
q14_04e	Received from church	Dummy
q14_04f	Received as payment in kind	Dummy
q14_04g	Received from another source	Dummy
q14_05b	Consumed last week - Quantity (in kg or ltr)	Number

Database file R141 – Non-food consumption

Database file RT141 - Non-Food Consumption		
Name	Label	Values
hhid	Household Identifier	Number
weight	Sampling weight (final weight)	Number
psu	Primary Sampling Unit (Enumeration District)	Number
stratum	Sampling Stratum	Numbers 1 to 11
psus_N	Number of PSUs in the stratum	Number
CA	EBS Connection Area	String
domain	Estimation domain	[1: Great Paramaribo; 2: Rest of the coastal region; 3: Interior]
gp_subdom	Great Paramaribo subdomains	[1: Paramaribo; 2: Paramaribo outskirts]
extra	Extra digit (for dwellings with more than one household)	Numbers 1 to 9
fort	Fortnight	Numbers 1 to 24
nocode	Non-food Code	NONFOOD codes
q141_01n	Product name (if Other)	String
anncoeff	Annualization coefficient	Number
q141_02_	Amount spent SRD	Numbers 1 to 999999
Q141_02	Amount spent SRD (as originally reported)	Numbers 1 to 999999

Annex 4

SSLC special codes

Agriculture and animal breeding (agriculture, livestock and poultry, by-products, fish, inputs, assets).

Crops, vegetables and fruits	
Code	Name
0101	Corn
0102	Sugarcane
0103	Wheat
0104	Rice
0105	Yam
0106	Sweet potato
0107	Yam
0108	Plantains, Fresh
0109	Other (Specify)
0201	Tajerblad
0202	Klaroen
0203	Solanum macrocarpon
0204	Sopropo
0205	Kaisoi
0206	Kailan
0207	Bitawiwiri
0208	Amsoi
0209	Poe (Iewkie)
0210	Agomawiwiri
0211	Snake bean
0212	Sim
0213	Spinazie
0214	Dagoebblad
0215	String beans
0216	Boulanger
0217	Okra
0218	Cauliflower/Cabbage
0219	Chillies
0220	Cucumber
0221	Ginger
0222	Herbs (basil, parsley, etc)
0223	Pepper
0224	Pumpkin
0225	Tomato
0226	Bean
0227	Other (Specify)
0228	Other (Specify)
0229	Other (Specify)
0230	Other (Specify)
0231	Other (Specify)

Crops, vegetables and fruits	
Code	Name
0301	Apple
0302	Banana
0303	Breadfruit
0304	Cashews
0405	Cocoa
0306	Coconut
0307	Lime
0308	Mango
0309	Meloen
0310	Orange
0311	Papaya
0312	Golden apple
0313	Cherry
0314	Tangerine
0315	Grapefruits
0316	Tangelo
0317	Passion fruits
0318	Pineapples
0319	Pommegranate
0320	Soursops
0321	Watermelons
0322	Ramboetang
0323	Guava
0324	Olive
0325	Pommerak
0326	Awara
0327	Maripa
0328	Tamarind
0329	Star fruit (Birambie)
0330	Pompelmoes
0331	Sapotille
0332	Cainito (Sterappel)
0333	Melicoccus bijugatus (Knippa)
0334	Podosiri
0335	Koemboe
0336	Other (Specify)
0337	Other (Specify)
0338	Other (Specify)
0339	Other (Specify)
0340	Other (Specify)

Livestock and poultry	
Code	Name
0401	Cattle
0402	Goat
0403	Sheep
0404	Pig
0405	Chicken
0406	Duck
0407	Goose
0408	Turkey
0409	Other (Specify)
0410	Other (Specify)

Crop and animal by-products	
Name	Name
0501	Rice by-products
0502	Cassave by-products
0503	Plantain by-products
0504	Coconut by-products
0505	Other (Specify)
0601	Beef
0602	Goat meat
0603	Mutton meat
0604	Pork
0605	Chicken meat
0606	Duck meat
0607	Goose meat
0608	Turkey meat
0609	Milk
0610	Eggs
0611	Feathers
0612	Animal skins
0613	Dung
0614	Other (Specify)
0615	Other (Specify)

Fishing	
Code	Name
0701	Fish hatchery
0702	Marine fishing
0703	River/canal fishing
0704	Pond/sink fishing
0705	Swamp fishing
0706	Other (Specify)
0707	Other (Specify)

Agricultural inputs	
Code	Name
0801	Seeds
0802	Fertilizer (chemical)
0803	Fertilizer (compost)
0804	Insecticides
0805	Water (for farming purposes)
0806	Animal feed
0807	Vaccines
0808	Insemination
0809	Veterinary
0810	Tractor/ tiller/ power tiller (rental)
0811	Carriage of agricultural goods
0812	Salary wages of laborer employed in agriculture
0813	Rent (agricultural land)
0814	Insurance expenses (agriculture related)
0815	Repayment of agricultural loan
0816	Power and fuel
0817	Maintenance (of tractor, milking machine and others)
0818	Extension services (services from the Ministry)
0819	Other (Specify)
0820	Other (Specify)
0821	Other (Specify)
0822	Other (Specify)
0823	Other (Specify)
0824	Other (Specify)

Agricultural assets	
Code	Name
0901	Tractor
0902	Thresher
0903	Power tiller
0904	Power pump/water pump
0905	Spray
0906	Boat with no engine
0907	Engine boat
0908	Fishing net
0909	Cage incubator
0910	Brooder
0911	Bees-box
0912	Other (Specify)
0913	Other (Specify)

Personal expenses, food and non-food items

Personal expenses	
Code	Name
3901	Beer
3902	Breakfast
3903	Carbonated and non-carbonated waters
3904	Coffee, tea
3905	Cola and other carbonated beverages
3906	Dinner
3907	Fruits juice
3908	Meat sausage, beere
3909	Ice cream
3910	Lunch
3911	Pizza
3912	Whisky, wine, rum, other spirits
4001	Cigarettes
4002	Cigars
4003	Smoking accessories
4004	Tobacco
4101	Diesel Oil
4102	Gasoline
4103	Lubricating Oils
4104	Parking fees
4201	Bus fares
4202	School Bus
4203	Taxi fares
4204	Boat costs
4301	Books (not for studying)
4302	Cinema
4303	Magazines
4304	Newspapers, Journals and Periodicals
4305	Tickets to spectator sporting: football, basketball, etc.
4306	Tickets to theater, concert, opera, etc.
4307	Other Recreational and Cultural Activities
4401	Cell phone prepaid card / top up
4402	Internet connection in cyber cafes

Food consumption	
Code	Name
0101	Bread - white, sliced
0102	Whole wheat bread sliced
0103	Baquette
0104	Bread - bran, sliced
0105	Bread - whole wheat
0106	Buns
0107	Rice - packaged
0108	Biscuits - sweetened
0109	Biscuits - salted
0110	Spaghetti
0111	Chow Mein
0112	Noodles
0113	Cornflakes
0114	Quaker oats
0115	Cream of wheat
0116	Meal (corn flour)
0117	Flour of wheat
0118	Cassava porridge
0119	Other (Specify)
0120	Other (Specify)
0121	Other (Specify)
0122	Other (Specify)
0123	Other (Specify)
0124	Other (Specify)
0201	Chicken - whole
0202	Chicken - backs, necks, etc.
0203	Chicken wings
0204	Chicken nuggets
0205	Pork
0206	Beef (unsalted)
0207	Salted beef
0208	Corn beef
0209	Sausages - not canned
0210	Sausages - canned
0211	Hamburgers
0212	Bacon
0213	Ham - sliced
0214	Luncheon meat - canned
0215	Mutton Lamb
0216	Other meats
0217	Other (Specify)
0218	Other (Specify)
0219	Other (Specify)
0220	Other (Specify)
0221	Other (Specify)
0301	Bill Fish
0302	Kandratiki
0303	Shrimps
0304	Trapoen
0305	Wit witi
0306	Botervis
0307	Anjoemara
0308	Toekoenari
0309	Hoplosternum littorale
0310	Bang bang
0311	Salted fish

Food consumption	
Code	Name
0312	Sardines
0313	Other (Specify)
0314	Other (Specify)
0315	Other (Specify)
0316	Other (Specify)
0317	Other (Specify)
0318	Other (Specify)
0319	Other (Specify)
0320	Other (Specify)
0321	Other (Specify)
0401	Milk - fresh, pasteurised
0402	Eggs
0403	Cheese
0404	Yoghurt
0405	Custard
0406	Powder milk
0407	Milk - evaporated
0408	Ice cream
0409	Milk - sweetened, condensed
0410	Porridge
0411	Baby food milk
0412	Milk - flavoured
0413	Other (Specify)
0414	Other (Specify)
0415	Other (Specify)
0501	Sunflower oil
0502	Other vegetable oil
0503	Table Butter
0504	Margarine
0505	Peanut butter
0506	Other oils and fats - animal
0507	Other (Specify)
0508	Other (Specify)
0601	Mango
0602	Banana
0603	Watermelons
0604	Papaya
0605	Pineapples
0606	Oranges, Fresh Dried
0607	English Apples
0608	Lime
0609	Lemons
0610	Passion fruits
0611	Soursops
0612	Grapes, Fresh
0613	Kiwis
0614	Pommerak
0615	Plums
0616	Other (Specify)
0617	Other (Specify)
0618	Other (Specify)
0619	Other (Specify)
0620	Other (Specify)
0621	Other (Specify)
0622	Other (Specify)
0623	Other (Specify)

Food consumption	
Code	Name
0624	Other (Specify)
0701	Tajerblad
0702	Bitawiwiri
0703	Gomawiri
0704	Boulangier
0705	Sopropo
0706	Dagoebiad
0707	Solanum macrocarpon
0708	Klaroen
0709	Okra
0710	Amsoi
0711	String beans
0712	Onion
0713	Garlic
0714	Tomato
0715	Cucumbers
0716	Lettuce
0717	Canned corn
0718	Corn - fresh
0719	Sweet peppers
0720	Pumpkins
0721	Potatoes not sweet
0722	Napi
0723	Chinese tayer
0724	Pomtayer
0725	Sweet potato
0726	Other (Specify)
0727	Other (Specify)
0728	Other (Specify)
0729	Other (Specify)
0730	Other (Specify)
0731	Other (Specify)
0732	Other (Specify)
0733	Other (Specify)
0734	Other (Specify)
0735	Other (Specify)
0736	Other (Specify)
0737	Other (Specify)
0738	Other (Specify)
0801	Pepered meals to consume at home
0802	Brown beans
0803	Yellow and green peas
0804	Chick peas
0805	Salt
0806	Brown sugar
0807	White sugar
0808	Black Pepper
0809	Curry Powder
0810	Pepper sauce
0811	Other spices
0812	Other sauces and condiments
0813	Mayonnaise
0814	Tomato Ketchup and Tomato Sauce
0815	Natural honey
0816	Jams / Marmalades
0817	Trassie

Food consumption	
Code	Name
0818	Picalilly
0819	Pizza
0820	Food for Pets
0901	Bottled water
0902	Soft drinks
0903	Fruit juices
0904	Flavoured or coloured sugar syrups
0905	Tea
0906	Coffee - instant
0907	Coffee - roasted, ground
0908	Cocoa
0909	Flavoured water
0910	Soda water
0911	Dawet
0912	Other (Specify)
0913	Other (Specify)
0914	Other (Specify)
0915	Other (Specify)
0916	Other (Specify)
0917	Other (Specify)
0918	Other (Specify)
1001	Beer
1002	Whiskey
1003	Rum
1004	Sparkling wine
1005	Wine
1006	Gin
1007	Stout
1008	Other (Specify)
1009	Other (Specify)
1010	Other (Specify)
1011	Other (Specify)

Non-food expenses	
Code	Name
1101	House rent
1102	Mortgage
1103	House insurance
1104	Other (Specify)
1105	Other (Specify)
1106	Other (Specify)
1107	Other (Specify)
1108	Other (Specify)
1201	Electricity
1202	Petroleum
1203	Bottled gas
1204	Water supply
1205	Other (Specify)
1206	Other (Specify)
1207	Other (Specify)
1208	Other (Specify)
1209	Other (Specify)
1210	Other (Specify)
1301	Laundry Soap (Bars)
1302	Liquid Bleach
1303	Liquid Detergent
1304	Soap Powder (Detergent)
1305	Spray Starch
1306	Toilet Cleaners
1307	Other (Specify)
1308	Other (Specify)
1309	Other (Specify)
1401	Broom Bodies and Handles
1402	Disinfectants and Antiseptics
1403	Mops
1404	Scouring Powder and others
1405	Steel Wool Scouring Pads
1406	Other (Specify)
1407	Other (Specify)
1408	Other (Specify)
1409	Other (Specify)
1501	Aluminium Foil
1502	Paper Towels and Napkins
1503	Plastic Bags (food)
1504	Herbicides
1505	Insecticides
1506	Mosquito Coil and Vape Mat
1507	Other (Specify)
1508	Other (Specify)
1601	Antiperspirant
1602	Baby Napkins of paper Pulp
1603	Creams
1604	Cosmetics and others
1605	Hair Relaxer, Straightener, etc.
1606	Medicated Soap
1607	Perfumes and Toilet Waters
1608	Petroleum Jelly
1609	Razors
1610	Shampoo
1611	Sanitary Napkins of Paper
1612	Toilet Paper

Non-food expenses	
Code	Name
1613	Toilet Soap (cakes)
1614	Tooth Brushes
1615	Toothpaste
1616	Baby diapers
1617	Diapers for adults
1618	Other (specify)
1619	Other (specify)
1620	Other (specify)
1621	Other (specify)
1701	Medical insurance
1702	Other (specify)
1703	Other (specify)
1801	Internet, phone, cable TV fees
1802	Mobile phone fee
1803	Internet TV (Netflix, etc.)
1804	Other (specify)
1901	Pens and pencils
1902	Notebooks
1903	Ballpoints
1904	Other (specify)
2001	Maid
2002	Haidresser
2003	Beauty Shop
2004	Barber
2005	Gym Fees
2006	Other (specify)
2007	Other (specify)
2008	Other (specify)
2101	Jeans trousers
2102	Shirts
2103	Shorts
2104	Suits
2105	Trousers (not jeans)
2106	T-shirts
2107	Briefs
2108	Socks
2109	Panties
2110	Pyjamas
2111	Boots
2112	Sandals
2113	Leather shoes
2114	Rubber shoes
2115	Pata/ sport shoes
2116	Other (Specify)
2117	Other (Specify)
2118	Other (Specify)
2119	Other (Specify)
2120	Other (Specify)
2201	Blouses
2202	Dresses
2203	Jeans trousers
2204	Trousers (not jeans)
2205	Shirts
2206	T-shirts
2207	Shorts
2208	Skirts

Non-food expenses	
Code	Name
2209	Slacks
2210	Stockings and Panty Hose
2211	Suits - Costumes
2212	Brassiers
2213	Panties
2214	Pyjamas
2215	Boots
2216	Sandals
2217	Leather shoes
2218	Rubber shoes
2219	Pata/ sport shoes
2220	Other (Specify)
2301	Jeans trousers
2302	Shirts
2303	Shorts
2304	Suits
2305	Trousers (not jeans)
2306	T-shirts
2307	Briefs
2308	Socks
2309	Panties
2310	Pyjamas
2311	Boots
2312	Sandals
2313	Leather shoes
2314	Rubber shoes
2315	Pata/ sport shoes
2316	Other (Specify)
2317	Other (Specify)
2318	Other (Specify)
2319	Other (Specify)
2320	Other (Specify)
2401	Blouses
2402	Dresses
2403	Jeans trousers
2404	Trousers (not jeans)
2405	Shirts
2406	T-shirts
2407	Shorts
2408	Skirts
2409	Slacks
2410	Stockings
2411	Suits - Costumes
2412	Brassiers
2413	Panties
2414	Pyjamas
2415	Boots
2416	Sandals
2417	Leather shoes
2418	Rubber shoes
2419	Pata/ sport shoes
2420	Other (Specify)
2501	Fabrics - for females
2502	Fabrics - for males
2503	Hand Bag
2504	Jewellery of Gold

Non-food expenses	
Code	Name
2505	Jewellery of Silver
2506	Watches - for females
2507	Watches - for males
2508	Bijous
2509	Make-up
2510	Belts
2511	Other (Specify)
2512	Other (Specify)
2513	Other (Specify)
2514	Other (Specify)
2601	Building Cement - (Grey)
2602	Building stones
2603	Sand
2604	Doors
2605	Galvanized Sheets and Ridge Caps
2606	Water paints
2607	Paints - Gloss
2608	Paints (not Stated)
2609	Vinyl and Vinyl Tiles
2610	Windows
2611	Wood - Krappa
2612	Wood - Green Heart
2613	Wood - Gele Kabbes
2614	Wood - Rode Kabbes
2615	Wood - Basralocus
2616	Wood - Mahony
2617	Wood - Wanna
2618	Iron to build foundation
2619	Zink plates
2620	Tiles
2621	Nails
2701	Labour charges - Carpenters
2702	Labour charges - Electricians
2703	Labour charges - Masons
2704	Labour charges - Painters
2705	Labour charges - Plumbers
2706	Labour charges - Other labourers
2801	Flat-screen TV
2802	Colour television set
2803	DVD player
2804	Digital music player
2805	Portable radios
2806	Digital video camera
2807	Mobile phone
2808	Other (Specify)
2809	Other (Specify)
2901	Bed
2902	Bed Stead
2903	Carpets
2904	Chairs
2905	Chest of Drawers
2906	Dining Room set
2907	Drapes & curtains
2908	Kitchen Cabinet
2909	Living Room set
2910	Mattresses

Non-food expenses	
Code	Name
2911	Small Furnishings
2912	Wardrobes
2913	Table
2914	Standard lamp
2915	Bedside lamp
2916	Other (Specify)
2917	Other (Specify)
3001	Blenders
3002	Washing Machines
3003	Deep Freezers
3004	Refrigerators
3005	Electric Irons
3006	Electric Stoves
3007	Gas Stoves
3008	Micro-wave and Toasters
3009	Room Fans
3010	Vacuum Cleaners
3011	Air Conditioner
3012	Other (Specify)
3101	Bed Linen
3102	Towel
3103	Tablecloth
3104	Other (Specify)
3201	Kitchen or Tableware (e.g. Forks etc.)
3202	Dishes, Plates etc.
3203	Other (Specify)
3301	Batteries
3302	Car parts - other
3303	New Tyres for Motor Cars
3304	Service - Tune-up; grease & spray
3305	Wages to Mechanic
3306	Other (Specify)
3307	Other (Specify)
3401	Motor Car - Purchase
3402	Motor Cycle - Purchase
3403	Vehicle Insurance - Purchase
3404	Bicycle - Purchase
3405	Other (Specify)
3501	Vehicle Registration Fee
3502	Drivers Licenses Fee (Renew)
3503	Other (Specify)
3504	Other (Specify)
3601	Travel - Return Airfare
3602	Other (Specify)
3701	Toys
3702	PC (personal computer)
3703	Laptop
3704	Tablet
3705	Video game console
3706	Computer peripherals
3707	Musical instruments
3708	Holidays or tours (all-inclusive)
3709	Other (Specify)
3801	Dress-making
3802	Tailoring
3803	Appliance and equipment Repairs

Non-food expenses	
Code	Name
3804	Legal Fees
3805	Property/ land taxes
3806	Weddings
3807	Funerals
3808	Birthday parties
3809	Other (Specify)
3810	Other (Specify)
3811	Other (Specify)